

# Manubhai & Shah LLP

Chartered Accountants

## INDEPENDENT AUDITOR'S REPORT

To  
The Members of  
Sadbhav Bangalore Highway Private Limited  
Report on audit of the Financial Statements

### Qualified Opinion

We have audited the accompanying financial statements of Sadbhav Bangalore Highway Private Limited ("the Company"), which comprise the Balance Sheet as at 31st March, 2022, the Statement of Profit and Loss (including Other Comprehensive Income), the Statement of Cash Flow and Statement of Changes in Equity for the year then ended, and a summary of the significant accounting policies and other explanatory information (herein after referred to as 'financial statements').

In our opinion and to the best of our information and according to the explanations given to us, except for the effects of the matters described in the 'Basis of Qualified Opinion', the aforesaid financial statements give the information required by the Companies Act, 2013 ("the Act") in the manner so required and give a true and fair view in conformity with the Indian Accounting Standards prescribed under section 133 of the Act read with the Companies (Indian Accounting Standards) Rules, 2015, as amended, ("Ind AS") and other accounting principles generally accepted in India, of the state of affairs of the Company as at March 31, 2022, the profit and total comprehensive income, changes in equity and its cash flows for the year ended on that date.

### Basis for Qualified Opinion


We draw attention to Note No 38 to the financial statements regarding notification by the lenders of the Company about exercise of their right of substitution of concessionaire i.e company in the month of January, 2022. As mentioned in the said note, no adjustment to the carrying value of assets and liabilities have been made in these financial statements and the financial statements are prepared on going concern basis. Owing to the uncertainty of outcome of substitution proceedings and lack of other alternate audit evidence we are unable to comment about adjustment that may be required to the carrying value of Assets and liabilities and their consequential impact on the financial position of the Company as on March 31, 2022.

Manubhai & Shah LLP, a Limited Liability Partnership with LLP identity No.AAG-0878  
Regd. Office : G-4, Capstone, Opp. Chirag Motors, Sheth Mangaldas Road, Ellisbridge, Ahmedabad - 380 006  
Gujarat, India. Phone : +91-79-2647 0000

Email : [info@msglobal.co.in](mailto:info@msglobal.co.in)

Website : [www.msglobal.co.in](http://www.msglobal.co.in)

Ahmedabad • Mumbai • Delhi • Rajkot • Baroda • Gandhinagar • Udaipur



**Manubhai & Shah LLP**  
**Chartered Accountants**

We conducted our audit of the financial statements in accordance with the Standards on Auditing (SAs) specified under section 143(10) of the Act. Our responsibilities under those Standards are further described in the Auditor's Responsibilities for the Audit of the Financial Statements section of our report. We are independent of the Company in accordance with the Code of Ethics issued by the Institute of Chartered Accountants of India (ICAI) together with the independence requirements that are relevant to our audit of the financial statements under the provisions of the Act and the Rules made thereunder, and we have fulfilled our other ethical responsibilities in accordance with these requirements and the ICAI's Code of Ethics. We believe that the audit evidence we have obtained is sufficient and appropriate to provide a basis for our qualified audit opinion on the financial statements.

**Information Other than the Financial Statements and Auditor's Report Thereon**

The Company's Board of Directors is responsible for the preparation of the other information. The other information comprises the information included in the Board's Report including Annexures to Board's Report and Shareholder's Information but does not include the financial statements and our auditor's report thereon. The other information is expected to be made available to us after the date of this auditor's report.

Our opinion on the financial statements does not cover the other information and we do not express any form of assurance conclusion thereon.

In connection with our audit of the financial statements, our responsibility is to read the other information and, in doing so, consider whether the other information is materially inconsistent with the financial statements or our knowledge obtained during the course of our audit or otherwise appears to be materially misstated.

**Management's Responsibility for the Financial Statements**

The Company's Board of Directors is responsible for the matters stated in Section 134 (5) of the Act with respect to the preparation of these financial statements that give a true and fair view of the financial position, financial performance including other comprehensive income, cash flows and changes in equity of the Company in accordance with the accounting principles generally accepted in India, including the Indian Accounting Standards (Ind AS) specified under Section 133 of the Act.

This responsibility also includes maintenance of adequate accounting records in accordance with the provisions of the Act for safeguarding the assets of the Company and for preventing and detecting frauds and other irregularities; selection and application of appropriate accounting policies; making judgments and estimates that are reasonable and prudent; and design, implementation and maintenance of adequate internal financial controls, that were operating effectively for ensuring the accuracy and completeness of the accounting records, relevant to the preparation and presentation of the financial statements that give a true and fair view and are free from material misstatement, whether due to fraud or error.

Those Board of Directors are also responsible for overseeing the Company's financial reporting process.

**Sadbhav Bangalore Highway Private Limited**  
**Independent Auditor's Report for the Financial Year 2021-22**



### **Auditor's Responsibility for the Audit of the Financial Statements**


Our objectives are to obtain reasonable assurance about whether the financial statements as a whole are free from material misstatement, whether due to fraud or error, and to issue an auditor's report that includes our opinion. Reasonable assurance is a high level of assurance, but is not a guarantee that an audit conducted in accordance with SAs will always detect a material misstatement when it exists. Misstatements can arise from fraud or error and are considered material if, individually or in the aggregate, they could reasonably be expected to influence the economic decisions of users taken on the basis of these financial statements.

As part of an audit in accordance with SAs, we exercise professional judgment and maintain professional skepticism throughout the audit. We also:

- Identify and assess the risks of material misstatement of the financial statements, whether due to fraud or error, design and perform audit procedures responsive to those risks, and obtain audit evidence that is sufficient and appropriate to provide a basis for our opinion. The risk of not detecting a material misstatement resulting from fraud is higher than for one resulting from error, as fraud may involve collusion, forgery, intentional omissions, misrepresentations, or the override of internal control.
- Obtain an understanding of internal financial controls relevant to the audit in order to design audit procedures that are appropriate in the circumstances. Under section 143(3)(i) of the Act, we are also responsible for expressing our opinion on whether the Company has adequate internal financial controls system in place and the operating effectiveness of such controls.
- Evaluate the appropriateness of accounting policies used and the reasonableness of accounting estimates and related disclosures made by management.
- Conclude on the appropriateness of management's use of the going concern basis of accounting and, based on the audit evidence obtained, whether a material uncertainty exists related to events or conditions that may cast significant doubt on the Company's ability to continue as a going concern. If we conclude that a material uncertainty exists, we are required to draw attention in our auditor's report to the related disclosures in the financial statements or, if such disclosures are inadequate, to modify our opinion. Our conclusions are based on the audit evidence obtained up to the date of our auditor's report. However, future events or conditions may cause the company to cease to continue as a going concern.
- Evaluate the overall presentation, structure and content of the financial statements, including the disclosures, and whether the financial statements represent the underlying transactions and events in a manner that achieves fair presentation.


We communicate with those charged with governance regarding, among other matters, the planned scope and timing of the audit and significant audit findings, including any significant deficiencies in internal control that we identify during our audit.

We also provide those charged with governance with a statement that we have complied with relevant ethical requirements regarding independence, and to communicate with them all relationships and other matters that may reasonably be thought to bear on our independence, and where applicable, related safeguards.



**Report on Other Legal and Regulatory Requirements**

1. As required by Section 143(3) of the Act, we report that:
  - (a) We have sought and obtained all the information and explanations which to the best of our knowledge and belief were necessary for the purposes of our audit.
  - (b) In our opinion, proper books of account as required by law have been kept by the Company so far as it appears from our examination of those books.
  - (c) The Balance Sheet, the Statement of Profit and Loss, the Statement of Cash Flow and the Statement of Changes in Equity dealt with by this Report are in agreement with the books of account.
  - (d) In our opinion, the aforesaid financial statements comply with the Indian Accounting Standards specified under Section 133 of the Act, read with relevant rules issued thereunder.
  - (e) On the basis of the written representations received from the directors as on 31st March, 2022 and taken on record by the Board of Directors, none of the directors is disqualified as on 31st March, 2022 from being appointed as a director in terms of Section 164(2) of the Act
  - (f) The going concern matter described under the Basis of Qualified opinion paragraph above, in our opinion, may have an adverse effect on the functioning of the Company
  - (g) With respect to the adequacy of the internal financial controls over financial reporting of the Company and the operating effectiveness of such controls, Our report expresses an unmodified opinion on the adequacy and operating effectiveness of the company's financial controls over financial reporting.
  - (h) With respect to the other matters to be included in the Auditor's Report in accordance with the requirements of section 197(16) of the Act, as amended, we report that the company has not paid managerial remuneration during the year to directors.
  - (i) With respect to the other matters to be included in the Auditor's Report in accordance with Rule 11 of the Companies (Audit and Auditors) Rules, 2014, as amended in our opinion and to the best of our information and according to the explanations given to us:
    - i. The Company did not have any pending litigations which would impact its financial position.
    - ii. The Company did not have any long-term contracts including derivative contracts for which there were any material foreseeable losses.
    - iii. There were no amounts which were required to be transferred to the Investor Education and Protection Fund by the Company.
    - iv. (a) The Management has represented that, to the best of its knowledge and belief, no



**Manubhai & Shah LLP**  
**Chartered Accountants**

funds (which are material either individually or in the aggregate) have been advanced or loaned or invested (either from borrowed funds or share premium or any other sources or kind of funds) by the Company to or in any other person or entity, including foreign entity ("Intermediaries"), with the understanding, whether recorded in writing or otherwise, that the Intermediary shall, whether, directly or indirectly lend or invest in other persons or entities identified in any manner whatsoever by or on behalf of the Company ("Ultimate Beneficiaries") or provide any guarantee, security or the like on behalf of the Ultimate Beneficiaries;

(b)The Management has represented, that, to the best of its knowledge and belief, no funds (which are material either individually or in the aggregate) have been received by the Company from any person or entity, including foreign entity ("Funding Parties"), with the understanding, whether recorded in writing or otherwise, that the Company shall, whether, directly or indirectly, lend or invest in other persons or entities identified in any manner whatsoever by or on behalf of the Funding Party ("Ultimate Beneficiaries") or provide any guarantee, security or the like on behalf of the Ultimate Beneficiaries;

(c)Based on the audit procedures that have been considered reasonable and appropriate in the circumstances, nothing has come to our notice that has caused us to believe that the representations under sub-clause (i) and (ii) of Rule 11(e), as provided under (a) and (b) above, contain any material misstatement.

v. The company has not declared or paid any dividend in the year under audit and hence reporting requirement for compliance with Section 123 of the Act is not applicable

**For Manubhai & Shah LLP**  
**Chartered Accountants**

**Firm's Registration No.106041W/W100136**



*H. M. Pomal*

**(H. M. Pomal)**

**Partner**

**Membership No. 106137**

**UDIN: 22106137AJTWYI3126**

**Place: Ahmedabad**

**Date: May 26, 2022**

**ANNEXURE - A**

**TO THE INDEPENDENT AUDITOR'S REPORT**

(Referred to in paragraph 1 under "Report on Other Legal and Regulatory Requirements" section of our report the members of **Sadbhav Bangalore Highway Private Limited** of even date)

**Report on the Internal Financial Controls under Clause (i) of Sub-section 3 of Section 143 of the Companies Act, 2013 ("the Act")**

**In conjunction with our audit of the financial statements of Sadbhav Bangalore Highway Private Limited as of and for the year ended March 31, 2022, we have also audited the internal financial controls over financial reporting of the Company.**

**Management's Responsibility for Internal Financial Controls**


The Company's management is responsible for establishing and maintaining internal financial controls based on the internal control over financial reporting criteria established by the Company considering the essential components of internal control stated in the Guidance Note on Audit of Internal Financial Controls over Financial Reporting issued by the Institute of Chartered Accountants of India (ICAI). These responsibilities include the design, implementation and maintenance of adequate internal financial controls that were operating effectively for ensuring the orderly and efficient conduct of its business, including adherence to company's policies, the safeguarding of its assets, the prevention and detection of frauds and errors, the accuracy and completeness of the accounting records, and the timely preparation of reliable financial information, as required under the Companies Act, 2013.

**Auditors' Responsibility**

Our responsibility is to express an opinion on the Company's internal financial controls over financial reporting based on our audit. We conducted our audit in accordance with the Guidance Note on Audit of Internal Financial Controls Over Financial Reporting (the "Guidance Note") and the Standards on Auditing, issued by ICAI and deemed to be prescribed under section 143(10) of the Companies Act, 2013, to the extent applicable to an audit of internal financial controls, both applicable to an audit of Internal Financial Controls and both issued by the ICAI. Those Standards and the Guidance Note require that we comply with ethical requirements and plan and perform the audit to obtain reasonable assurance about whether adequate internal financial controls over financial reporting was established and maintained and if such controls operated effectively in all material respects.

Our audit involves performing procedures to obtain audit evidence about the adequacy of the internal financial controls system over financial reporting and their operating effectiveness. Our audit of internal financial controls over financial reporting included obtaining an understanding of internal financial controls over financial reporting, assessing the risk that a material weakness exists, and testing and evaluating the design and operating effectiveness of internal control based on the assessed risk. The procedures selected depend on the auditor's judgment, including the assessment of the risks of material misstatement of the financial statements, whether due to fraud or error.

We believe that the audit evidence we have obtained is sufficient and appropriate to provide a basis for our audit opinion on the Company's internal financial controls system over financial reporting.



### **Meaning of Internal Financial Controls over Financial Reporting**

A company's internal financial control over financial reporting is a process designed to provide reasonable assurance regarding the reliability of financial reporting and the preparation of Financial Statements for external purposes in accordance with generally accepted accounting principles. A company's internal financial control over financial reporting includes those policies and procedures that;

- 1) Pertain to the maintenance of records that, in reasonable detail, accurately and fairly reflect the transactions and dispositions of the assets of the company;
- 2) Provide reasonable assurance that transactions are recorded as necessary to permit preparation of financial statements in accordance with generally accepted accounting principles, and that receipts and expenditures of the company are being made only in accordance with authorizations of management and directors of the company; and
- 3) Provide reasonable assurance regarding prevention or timely detection of unauthorized acquisition, use, or disposition of the company's assets that could have a material effect on the financial statements.

### **Inherent Limitations of Internal Financial Controls over Financial Reporting**

Because of the inherent limitations of internal financial controls over financial reporting, including the possibility of collusion or improper management override of controls, material misstatements due to error or fraud may occur and not be detected. Also, projections of any evaluation of the internal financial controls over financial reporting to future periods are subject to the risk that the internal financial control over financial reporting may become inadequate because of changes in conditions, or that the degree of compliance with the policies or procedures may deteriorate.


### **Opinion**

In our opinion, the Company has, in all material respects, an adequate internal financial controls system over financial reporting and such internal financial controls over financial reporting were operating effectively as at March 31, 2022, based on the internal control over financial reporting criteria established by the Company considering the essential components of internal control stated in the Guidance Note on Audit of Internal Financial Controls Over Financial Reporting issued by the ICAI.

**For Manubhai & Shah LLP**

**Chartered Accountants**

**Firm's Registration No.106041W/W100136**



*H. M. Pomal*

**(H. M. Pomal)**

**Partner**

**Membership No. 106137**

**UDIN: 22106137AJTWYI3126**

**Place: Ahmedabad**

**Date: May 26, 2022**

**ANNEXURE – B**


**TO THE INDEPENDENT AUDITOR'S REPORT**

(Referred to in paragraph 2 under "Report on Other Legal and Regulatory Requirements" section of our report the members Sadbhav Bangalore Highway Private Limited of even date)

**Report on the Companies (Auditor' Report) Order, 2020, (the Order) issued in terms of section 143 (11) of the Companies Act, 2013('the Act') of Sadbhav Bangalore Highway Private Limited ('the Company')**

To the best of our information and according to information and explanations provided to us by the Company and the books of account and records examined by us in the normal course of audit, we state that:

- (i) (a) (I) The Company has maintained proper records showing full particulars, including quantitative details and situation of property, plant & equipment.
- (II) The Company has maintained proper records showing full particulars of intangible Asset
- (b) The property, plant & equipment have been physically verified during the year by the management, which in our opinion, is reasonable having regard to size of the Company and nature of property, plant & equipment. According to the information and explanation given to us, no material discrepancies were noticed on such verification.
- (c) The title deeds of all the immovable properties disclosed in the financial statements included in investment property are held in the name of the Company as at the balance sheet date.
- (d) The company has not revalued its Property, Plant and Equipment and intangible assets during the year.
- (e) No proceedings have been initiated during the year or are pending against the Company as at March 31, 2022, for holding any benami property under the Benami Transactions (Prohibition) Act, 1988 (as amended in 2016) and rules made thereunder.
- (ii) (a) The company does not have any inventory during and at the year end and hence the reporting requirements of paragraph 3(ii)(a) of the Order are not applicable.
- (b) During any point of time of the year, the company has not been sanctioned working capital limits in excess of Rs. 5 crores, in aggregate, from banks or financial institutions on the basis of security of current assets. Hence the reporting requirements of paragraph 3(ii)(b) of the Order is not applicable.
- (iii) The Company has not provided any guarantee or security or granted any loans, investment or advances in the nature of loans, secured or unsecured to companies, firms, Limited Liability Partnerships or any other parties.
- (iv) The company has not given loans, made investments or provided guarantees or security, attracting the provisions of sections 185 and 186 of the Act. Hence the reporting requirements of paragraph 3(iv) of the Order are not applicable.
- (v) The Company has not accepted any deposits or deemed deposits within the meaning of sections 73 to 76 of the Act and the Companies (Acceptance of deposits) rules, 2014 (as amended). Accordingly, the provisions of clause 3(v) of the order are not applicable and hence not commented upon.
- (vi) We have broadly reviewed the books of account maintained by the Company pursuant to the Rules made by the Central Government for the maintenance of cost records under section 148 of the Act, and are of the opinion that prima facie, the prescribed accounts and records have been made and maintained by the Company in respect of construction activity.





**Manubhai & Shah LLP**  
Chartered Accountants

- (vii) (a) The Company is regular in depositing the undisputed statutory dues, including Goods and Service Tax, Provident Fund, Employees' State Insurance, Income Tax, Sales Tax, Service Tax, duty of Customs, duty of Excise, Value Added Tax, Cess and other material statutory dues, as applicable, with appropriate authorities except that tax deducted at source was not regularly deposited during the year.


There were no undisputed amounts payable in respect of Goods and Service Tax, Provident Fund, Employees' State Insurance, Income Tax, Sales Tax, Service Tax, duty of Customs, duty of Excise, Value Added Tax, Cess and other material statutory dues were in arrears as at March 31, 2022, for a period of more than six months from the date they became payable.

- (b) There are no statutory dues referred in sub clause(a) above which have not been deposited on account of dispute as on March 31,2022

- (viii) There were no transactions relating to previously unrecorded income that have been surrendered or disclosed as income during the year in the tax assessments under the Income Tax Act, 1961 (43 of 1961).

- (ix) (a) The company has defaulted in repayment of loans and in the payment of interest thereon to the lenders, the details of which are given hereunder:

| Nature of Borrowing | Name of Lender                         | Amount not paid on due date<br>(INR in Million) | Whether principal or interest | Period of Delay **                                                               | Remarks |
|---------------------|----------------------------------------|-------------------------------------------------|-------------------------------|----------------------------------------------------------------------------------|---------|
| Long Term Loan      | Indian Bank (Erstwhile Allahabad Bank) | 8.02                                            | Interest                      | 1-30                                                                             |         |
|                     |                                        | 19.16                                           | Interest                      | 31-60                                                                            |         |
|                     |                                        | 18.11                                           | Interest                      | 61-90                                                                            |         |
|                     |                                        | 14.98                                           | Interest                      | Unpaid till March 31,2022 (Pertaining to period from January to March 31, 2022)  | *       |
|                     |                                        | 18.87                                           | Principal                     | 61-90                                                                            |         |
|                     |                                        | 20.35                                           | Principal                     | Unpaid till March 31, 2022 (Pertaining to month of February 2022)                | *       |
| Long Term Loan      | Bank of India                          | 6.59                                            | Interest                      | 1-30                                                                             |         |
|                     |                                        | 23.18                                           | Interest                      | 31-60                                                                            |         |
|                     |                                        | 29.42                                           | Interest                      | 61-90                                                                            |         |
|                     |                                        | 19.30                                           | Interest                      | Unpaid till March 31, 2022 (Pertaining to period from January to March 31, 2022) | *       |
|                     |                                        | 25.50                                           | Principal                     | 61-90                                                                            |         |
|                     |                                        | 27.50                                           | Principal                     | Unpaid till March 31, 2022 (Pertaining to month of February 2022)                | *       |
| Long Term Loan      | HDFC Bank Limited                      | 3.29                                            | Interest                      | 1-30                                                                             |         |
|                     |                                        | 9.47                                            | Interest                      | 31-60                                                                            |         |
|                     |                                        | 27.65                                           | Interest                      | 61-90                                                                            |         |
|                     |                                        | 17.13                                           | Interest                      | Unpaid till March 31, 2022 (Pertaining to period from January to March 31, 2022) | *       |
|                     |                                        | 22.95                                           | Principal                     | 61-90                                                                            |         |
|                     |                                        | 24.75                                           | Principal                     | Unpaid till March 31, 2022 (Pertaining to month of February 2022)                | *       |



| Nature of Borrowing | Name of Lender      | Amount not paid on due date (INR in Million) | Whether principal or interest | Period of Delay **                                                                | Remarks |
|---------------------|---------------------|----------------------------------------------|-------------------------------|-----------------------------------------------------------------------------------|---------|
| Long Term Loan      | State Bank of India | 56.23                                        | Interest                      | 1-30                                                                              |         |
|                     |                     | 65.24                                        | Interest                      | 31-60                                                                             |         |
|                     |                     | 4.04                                         | Interest                      | 61-90                                                                             |         |
|                     |                     | 26.52                                        | Interest                      | Unpaid till March 31, 2022 (Pertaining to period from February to March 31, 2022) | *       |
|                     |                     | 56.10                                        | Principal                     | 61-90                                                                             |         |
|                     |                     | 60.50                                        | Principal                     | Unpaid till March 31, 2022 (Pertaining to month February 2022)                    | *       |

\* Not paid till the date of Audit report.

\*\*Considering the no. of delay instances of delay, the particulars of delay are given in terms of period.

(b) The company has not been declared wilful defaulter by any bank or financial institution or other lender

(c) The company has not taken any term loans during the year. Hence the reporting requirement of paragraph 3(ix)(c) of the Order are not applicable.

(d) On an overall examination of the financial statements of the Company, funds raised on short-term basis have, prima facie, not been used during the year for long-term purposes by the Company.

(e) The company does not have subsidiaries, associates or joint ventures. Hence the reporting requirements of paragraph 3(ix)(e) of the Order are not applicable.

(f) The Company has not raised loans during the year. Hence the reporting requirements of paragraph 3(ix)(f) of the Order are not applicable.

(x) (a) The Company has not raised any money by way of initial public offer or further public offer during the year. Hence the reporting requirements of paragraph 3(x)(a) of the order are not applicable.

(b) The Company has not made any preferential allotment or private placement of shares or convertible debentures (fully, partially or optionally convertible) during the year. Hence the reporting requirements of paragraph 3(x)(b) of the order are not applicable.

(xi) (a) Based upon the audit procedures performed for the purpose of reporting the true and fair view of the financial statements and a per the information and explanations given by the Management, we report that no fraud by the Company or on the company by officer or employee has been noticed or reported during the year.

(b) No report under sub-section (12) of section 143 of the Companies Act has been filed in Form ADT-4 as prescribed under rule 13 of Companies (Audit and Auditors) Rules, 2014 with the Central Government, during the year and up to the date of this report.

(c) As represented by the management, there are no whistle blower complaints received by the company during the year.

(xii) In our opinion the Company is not a Nidhi Company. Therefore, the reporting requirement of Clause 3(xii) of the Order is not applicable to the Company.




**Manubhai & Shah LLP**  
**Chartered Accountants**

- (xiii) According to the information and explanation given to us and on the basis of our examination of the records of the Company, all the transactions with related parties are in compliance with Sections 177 and 188 of the Act where applicable and also the details which have been disclosed in the Financial Statements are in accordance with the applicable Indian Accounting Standards.
- (xiv) (a) In our opinion the company has an internal audit system commensurate with the size and nature of its business.  
(b) We have considered, the internal audit reports for the year under audit, issued to the company during the year, in determining nature, timing and extent of our audit procedure.
- (xv) According to the information and explanations given to us, the Company has not entered into any non-cash transactions with directors or persons connected with him. Accordingly reporting requirement of paragraph 3(xv) of the Order are not applicable to the Company.
- (xvi) According to the information and explanations given to us, the company is not required to be registered under section 45-IA of the Reserve Bank of India Act, 1934, Hence reporting requirement of paragraph 3(xvi) of the Order are not applicable to the Company.
- (xvii) The Company has not incurred cash losses in the Financial Year and in the immediately preceding financial year.
- (xviii) There has been no resignation of the statutory auditors of the company during the year.
- (xix) On the basis of the financial ratios, ageing and expected dates of realisation of financial assets and payment of financial liabilities, other information accompanying the financial statements and our knowledge of the Board of Directors and Management plans and based on our examination of the evidence supporting the assumptions, nothing has come to our attention, which cause us to believe that any material uncertainty exist as on the date of audit report indicating that Company is not capable of meeting its liabilities existing at the date of balance sheet as and when they fall due within a period of one year from the balance sheet date. However, we state that this is not an assurance as to the future viability of the Company. We further state that our reporting is based on the facts up to the date of audit report and we neither give any guarantee nor any assurance that all liabilities falling due within a period of one year from the balance sheet date, will get discharged by the company as and when they fall due.
- (xx) The Company has fully spent the required amount towards Corporate Social Responsibility (CSR) and there are no unspent CSR amount for the year requiring a transfer to a Fund specified in Schedule VII to the Companies Act or special account in compliance with the provision of sub-section (6) of section 135 of the said Act. Accordingly, reporting under clause (xx) of the Order is not applicable for the year.

**For Manubhai & Shah LLP**  
**Chartered Accountants**

**Firm's Registration No.106041W/W100136**



*H. M. Pomal*

**(H. M. Pomal)**

**Partner**

**Membership No. 106137**

**UDIN: 22106137AJTWYI3126**

**Place: Ahmedabad**

**Date: May 26, 2022**

Sadbhav Bangalore Highway Private Limited  
Balance Sheet as at March 31, 2022

CIN: U45202GJ2016PTC094257

| Particulars                   |                                                                             | Note No. | As at March 31, 2022 (INR in Million) | As at March 31, 2021 (INR in Million) |
|-------------------------------|-----------------------------------------------------------------------------|----------|---------------------------------------|---------------------------------------|
| <b>ASSETS</b>                 |                                                                             |          |                                       |                                       |
| <b>1</b>                      | <b>Non Current Assets</b>                                                   |          |                                       |                                       |
| (a)                           | Investment Property                                                         | 5        | 1.08                                  | 1.08                                  |
| (b)                           | Financial Assets                                                            |          |                                       |                                       |
|                               | Receivable from NHAI under Service Concession Arrangements                  | 7        | 5898.82                               | 5571.46                               |
|                               | <b>Total Non Current Assets ( A )</b>                                       |          | <b>5899.90</b>                        | <b>5572.54</b>                        |
| <b>2</b>                      | <b>Current Assets</b>                                                       |          |                                       |                                       |
| (a)                           | Financial Assets                                                            |          |                                       |                                       |
|                               | (i) Receivable from NHAI under Service Concession Arrangements              | 7        | 829.81                                | 729.10                                |
|                               | (ii) Trade Receivables                                                      | 8        | 2.25                                  | 84.02                                 |
|                               | (iii) Cash and Cash Equivalents                                             | 9        | 0.52                                  | 19.81                                 |
|                               | (iv) Other Financial Asset                                                  | 10       | 112.73                                | 117.03                                |
| (b)                           | Current Tax Asset                                                           | 11       | 4.99                                  | 11.42                                 |
| (c)                           | Other Current Asset                                                         | 6        | 630.42                                | 593.63                                |
|                               | <b>Total Current Assets ( B )</b>                                           |          | <b>1580.72</b>                        | <b>1555.01</b>                        |
|                               | <b>Total Assets ( C ) = ( A ) + ( B )</b>                                   |          | <b>7,480.61</b>                       | <b>7,127.55</b>                       |
| <b>EQUITY AND LIABILITIES</b> |                                                                             |          |                                       |                                       |
| <b>EQUITY</b>                 |                                                                             |          |                                       |                                       |
| 1                             | Equity Share Capital                                                        | 12       | 309.03                                | 309.03                                |
| 2                             | Other Equity                                                                | 13       | 1,230.76                              | 1,072.34                              |
|                               | <b>Total Equity ( A )</b>                                                   |          | <b>1,539.79</b>                       | <b>1,381.37</b>                       |
| <b>LIABILITIES</b>            |                                                                             |          |                                       |                                       |
| <b>1</b>                      | <b>Non Current Liabilities</b>                                              |          |                                       |                                       |
| (a)                           | Financial Liabilities                                                       |          |                                       |                                       |
|                               | Borrowings                                                                  | 14       | 4,009.37                              | 4,266.52                              |
| (b)                           | Deferred Tax Liability (Net)                                                | 15       | 65.86                                 | 59.78                                 |
|                               | <b>Total Non Current Liabilities ( B )</b>                                  |          | <b>4,075.23</b>                       | <b>4,326.30</b>                       |
| <b>2</b>                      | <b>Current Liabilities</b>                                                  |          |                                       |                                       |
| (a)                           | Financial Liabilities                                                       |          |                                       |                                       |
|                               | (i) Borrowings                                                              | 16       | 864.92                                | 572.88                                |
|                               | (i) Trade Payables                                                          | 17       | -                                     | -                                     |
|                               | -Total outstanding dues of Micro and Small Enterprises                      |          | -                                     | -                                     |
|                               | -Total outstanding dues of creditors other than Micro and Small Enterprises |          | 887.15                                | 834.14                                |
|                               | (ii) Other Financial Liabilities                                            | 18       | 109.13                                | 10.50                                 |
| (b)                           | Other Current Liabilities                                                   | 19       | 4.34                                  | 2.36                                  |
| (c)                           | Provisions                                                                  | 20       | 0.05                                  | 0.00                                  |
|                               | <b>Total Current Liabilities ( C )</b>                                      |          | <b>1,865.59</b>                       | <b>1,419.88</b>                       |
|                               | <b>Total Equity and Liabilities ( D ) = ( A ) + ( B ) + ( C )</b>           |          | <b>7,480.61</b>                       | <b>7,127.55</b>                       |

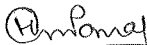
**Significant Accounting Policies**


3

Accompanying notes are an integral part of the financial statements


1 to 42


As per our report of even date attached  
For Manubhai & Shah LLP  
Chartered Accountants  
ICAI Firm Registration No. 106041W/W100136


  
(H. M. Pomal)  
Partner  
Membership No. 106137




For & On behalf of the  
Sadbhav Bangalore Highway Private Limited

  
(Rajesh Shah)  
Director  
DIN:01139469

  
(Mahendrasinh Chavda)  
Director  
DIN:09312406

  
(Daksh Parikh)  
Company Secretary  
M.no. -A60174



Place: Ahmedabad  
Date: May 26, 2022

Place: Ahmedabad  
Date: May 26, 2022

**Sadbhav Bangalore Highway Private Limited**  
**Statement of Profit & Loss for the year ended March 31, 2022**  
**CIN: U45202GJ2016PTC094257**

| Particulars     |                                                             | Note No. | March 31, 2022<br>(INR in Million) | March 31, 2021<br>(INR in Million) |
|-----------------|-------------------------------------------------------------|----------|------------------------------------|------------------------------------|
| <b>INCOME</b>   |                                                             |          |                                    |                                    |
| I               | Revenue From Operations                                     | 21       | 211.13                             | 152.13                             |
| II              | Other Income                                                | 22       | 451.59                             | 557.14                             |
| III             | <b>Total Income ( I + II)</b>                               |          | <b>662.72</b>                      | <b>709.27</b>                      |
| <b>EXPENSES</b> |                                                             |          |                                    |                                    |
|                 | Construction Expense                                        | 23       | 197.09                             | 126.92                             |
|                 | Employee Benefits Expense                                   | 24       | 0.34                               | 0.31                               |
|                 | Finance Cost                                                | 25       | 425.26                             | 441.94                             |
|                 | Other Expenses                                              | 26       | 15.53                              | 25.85                              |
| IV              | <b>Total Expenses</b>                                       |          | <b>638.22</b>                      | <b>595.02</b>                      |
| V               | <b>Profit before tax (III - IV)</b>                         |          | <b>24.50</b>                       | <b>114.25</b>                      |
| VI              | <b>Tax Expense</b>                                          | 33       |                                    |                                    |
|                 | Current tax                                                 |          | -                                  | -                                  |
|                 | Deferred tax                                                |          | 6.08                               | 29.54                              |
|                 | <b>Total tax expenses</b>                                   |          | <b>6.08</b>                        | <b>29.54</b>                       |
| VII             | <b>Profit for the Year (V - VI)</b>                         |          | <b>18.42</b>                       | <b>84.71</b>                       |
| VIII            | <b>Other Comprehensive Income for the year</b>              |          | -                                  | -                                  |
| IX              | <b>Total Comprehensive Income for the year</b>              |          | <b>18.42</b>                       | <b>84.71</b>                       |
|                 | <b>Earning Per Share ( Nominal Value of Share INR 10/-)</b> |          |                                    |                                    |
|                 | Basic & Diluted                                             | 27       | 0.60                               | 2.74                               |

**Significant Accounting Policies**

3

Accompanying notes are an integral part of the financial statements

1 to 42


As per our report of even date attached

For Manubhai & Shah LLP

Chartered Accountants

ICAI Firm Registration No. 106041W/W100136


For & On behalf of the Board of Directors of  
Sadbhav Bangalore Highway Private Limited



(H. M. Pomal)

Partner

Membership No.106137




(Kalpesh Shah)

Director

DIN:01139469



(Mahendrasinh Chavda)

Director

DIN:09312406



(Daksh Parikh)

Company Secretary

M.no. -A60174



Place: Ahmedabad

Date: May 26, 2022

Place: Ahmedabad

Date: May 26, 2022

**Sadbhav Bangalore Highway Private Limited**  
Statement of Cash Flow for the year ended March 31, 2022

| Particulars                                                        | March 31, 2022<br>(INR in Million) | March 31, 2021<br>(INR in Million) |
|--------------------------------------------------------------------|------------------------------------|------------------------------------|
| <b>(A) Cash flows from operating activities</b>                    |                                    |                                    |
| Profit Before Tax                                                  | 24.50                              | 114.25                             |
| Adjustments for:                                                   |                                    |                                    |
| Notional Finance Income on Annuity Receivable                      | 447.05                             | 553.67                             |
| Finance Costs                                                      | 422.15                             | 438.82                             |
| Amortisation of Processing Fees                                    | 3.12                               | 3.12                               |
| <b>Cash generated before Effect of Working capital</b>             | <b>896.81</b>                      | <b>1,109.86</b>                    |
| Adjustments for:                                                   |                                    |                                    |
| (Increase)/Decrease in Non-current Financial Asset                 | (774.41)                           | (667.19)                           |
| (Increase)/Decrease in Trade Receivables                           | 81.77                              | (84.02)                            |
| (Increase)/Decrease in Current Financial Assets                    | (96.41)                            | (345.12)                           |
| (Increase)/Decrease in Other Current Assets                        | (36.78)                            | 33.73                              |
| (Decrease)/Increase in Trade Payables                              | 53.01                              | (149.56)                           |
| (Decrease)/Increase in Other Current Financial Liabilities         | (0.06)                             | (61.34)                            |
| (Decrease)/Increase in Other Current Liabilities                   | 1.98                               | (0.80)                             |
| (Decrease)/Increase in short-term provisions                       | 0.04                               | -                                  |
| <b>Cash Flow generated from/(used in) operating activities</b>     | <b>125.95</b>                      | <b>(164.43)</b>                    |
| Direct Tax Paid (Net of Refund)                                    | 6.43                               | 34.39                              |
| <b>Net cash flow generated from/(used in) operating activities</b> | <b>132.38</b>                      | <b>(130.04)</b>                    |
|                                                                    | (A)                                |                                    |
| <b>(B) Cash Flows from financing activities</b>                    |                                    |                                    |
| Loan from Holding Company Received                                 | 24.00                              | 319.48                             |
| Loan from Ultimate Holding Company Received                        | 118.00                             | -                                  |
| Subordinate Debt received from Holding Company                     | 140.00                             | 1.66                               |
| Secured Loan received during the year                              | -                                  | 219.70                             |
| Interest and other Finance cost paid                               | (323.44)                           | (478.53)                           |
| Repayment of secured loan                                          | (110.22)                           | -                                  |
| <b>Net cash generated from/(used in) financing activities</b>      | <b>(151.66)</b>                    | <b>62.31</b>                       |
|                                                                    | (B)                                |                                    |
| <b>Net (decrease) in cash and cash equivalents</b>                 | <b>(19.28)</b>                     | <b>(67.73)</b>                     |
|                                                                    | (A+B)                              |                                    |
| Cash and cash equivalents at beginning of the Year                 | 19.81                              | 87.54                              |
| <b>Cash and cash equivalents at end of the Year</b>                | <b>0.52</b>                        | <b>19.81</b>                       |

**Notes:**

(i) Components of cash and cash equivalents (refer note 9)

|                                         | March 31, 2022<br>(INR in Million) | March 31, 2021<br>(INR in Million) |
|-----------------------------------------|------------------------------------|------------------------------------|
| Cash on hand                            | 0.00*                              | 0.01                               |
| Balances with banks in current accounts | 0.52                               | 19.80                              |
| <b>Cash and cash equivalents</b>        | <b>0.52</b>                        | <b>19.81</b>                       |

\*Amount of INR 2881/- is below the rounding off norms adopted by the company.

Note: Balances with banks include balance of INR 0.04 million (March 31, 2021: INR 9.21 million) lying in the Escrow Accounts, as per terms of borrowings with the lenders.

(ii) Reconciliation of Financial Liabilities

| FY 2021-22                                | March 31, 2021        | Cash flows        | Non-cash adjustment        |                  | March 31, 2022        |
|-------------------------------------------|-----------------------|-------------------|----------------------------|------------------|-----------------------|
|                                           |                       |                   | Interest Cost              | Transaction Cost |                       |
| Borrowings (including current maturities) | 4,839.40              | 31.78             | -                          | 3.12             | 4,874.30              |
| Interest Accrued and due on borrowings    | 10.41                 | (323.44)          | 422.15                     | -                | 109.11                |
| <b>FY 2020-21</b>                         | <b>March 31, 2020</b> | <b>Cash flows</b> | <b>Non-cash adjustment</b> |                  | <b>March 31, 2021</b> |
|                                           |                       |                   | Interest Cost              | Transaction Cost |                       |
| Borrowings (including current maturities) | 4,297.10              | 539.18            | -                          | 3.12             | 4,839.40              |
| Interest Accrued and due on borrowings    | 50.12                 | (478.53)          | 438.82                     | -                | 10.41                 |

(iii) The statement of cash flow has been prepared under indirect method as per Indian Accounting Standard (Ind AS) -7 "Statement of Cash Flows".

(iv) Figures in brackets represent cash outflows.

As per our report of even date attached

For Manubhai & Shah LLP

Chartered Accountants


ICAI Firm Registration No. 106041W/W100136



(H. M. Pomal)

Partner

Membership No.106137




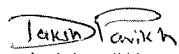
Place: Ahmedabad

Date: May 26, 2022

For & On behalf of the Board of Directors of  
Sadbhav Bangalore Highway Private Limited


  
(Kalpesh Shah)  
Director  
DIN:01139469

  
(Mahendrasinh Chavda)  
Director  
DIN:09312406

  
(Daksh Parikh)  
Company Secretary  
M.no. -A60174

Place: Ahmedabad

Date: May 26, 2022



**Sadbhav Bangalore Highway Private Limited**  
Statement of Changes in Equity for the year ended March 31, 2022

**A Equity Share Capital**

| Equity Shares of INR 10 each issued, subscribed and fully paid | March 31, 2022     |                            | March 31, 2021     |                            |
|----------------------------------------------------------------|--------------------|----------------------------|--------------------|----------------------------|
|                                                                | No of Shares       | Amount<br>(INR in Million) | No of Shares       | Amount<br>(INR in Million) |
| Balance at the beginning of the year                           | 3,09,02,690        | 309.03                     | 3,09,02,690        | 309.03                     |
| Changes in Equity Share capital due to prior period errors     | -                  | -                          | -                  | -                          |
| Restated balance at the beginning of the year                  | 3,09,02,690        | 309.03                     | 3,09,02,690        | 309.03                     |
| Changes in Equity Share capital during the year                | -                  | -                          | -                  | -                          |
| <b>Balance at the end of the year</b>                          | <b>3,09,02,690</b> | <b>309.03</b>              | <b>3,09,02,690</b> | <b>309.03</b>              |

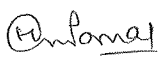
**B Other Equity**

| Particulars                 | Retained Earning | Equity Component of Compound Financial Instrument (Subordinate debt) | Total            |
|-----------------------------|------------------|----------------------------------------------------------------------|------------------|
|                             | (INR in Million) | (INR in Million)                                                     | (INR in Million) |
| As at April 01, 2020        | 86.66            | 899.31                                                               | 985.97           |
| Profit for the year         | 84.71            | -                                                                    | 84.71            |
| Changes during the year     |                  | 1.66                                                                 | 1.66             |
| <b>As at March 31, 2021</b> | <b>171.37</b>    | <b>900.97</b>                                                        | <b>1,072.34</b>  |
| As at April 01, 2021        | 171.37           | 900.97                                                               | 1,072.34         |
| Profit for the year         | 18.42            | -                                                                    | 18.42            |
| Changes during the year     | -                | 140.00                                                               | 140.00           |
| <b>As at March 31, 2022</b> | <b>189.79</b>    | <b>1,040.97</b>                                                      | <b>1,230.76</b>  |

**Note** The Project of the Company has been partly funded through sub ordinate debt of INR 1040.97 million from the Sadbhav Infrastructure Project Limited (Sponsors) in accordance with Sponsor Support and Equity Contribution Agreement / Sponsor Undertaking. As per Common Loan Agreement, such sub ordinate debts is considered as sponsor's contribution to ensure Promotor's commitment for the project as per Common Loan Agreement. Sub-ordinate debt is interest free and shall be repayable at the end of the concession period or earlier at the option of the company.


As per our report of even date attached  
For Manubhai & Shah LLP  
Chartered Accountants  
ICAI Firm Registration No. 106041W/W100136

For & On behalf of the Board of Directors of  
Sadbhav Bangalore Highway Private Limited

  
(H. M. Pomal)  
Partner  
Membership No.106137



  
(Kalpesh Shah)  
Director  
DIN:01139469

  
(Mahendrasinh Chavda)  
Director  
DIN:09312406

  
(Daksh Parikh)  
Company Secretary  
M.no. -A60174



Place: Ahmedabad  
Date: May 26, 2022

Place: Ahmedabad  
Date: May 26, 2022

**Sadbhav Bangalore Highway Private Limited**  
**Notes to Financial statement for the year ended March 31, 2022**

---

**1. Company information:**

Sadbhav Bangalore Highway Private Limited ("the Company") is a private company domiciled in India and is incorporated under the provisions of the Companies Act applicable in India. It is wholly owned subsidiary of Sadbhav Infrastructure Project Limited

The Company was incorporated as a Special Purpose Vehicle (SPV) in October, 2016, to augment the existing road from km 287.520 to km 461.550 (approximately 170.920 km) on the BRT Tiger Reserve Boundary to Bangalore section of National Highway No. 209 in the state of Karnataka by Two/Four-Laning thereof on Design, Built, Operate and Transfer ("DBOT Annuity" or "Hybrid Annuity") basis. As per the SCA, NHAI grants to the Company exclusive right, license and authority to construct, operate and maintain the project during the Construction Period of 730 days and Operation Period of 15 years commencing from COD

The financial statements were authorized for issue in accordance with a resolution of the directors on May 26, 2022.

**2. Basis of preparation and presentation of financial statement:**

**(a.) Compliance with IND AS:**

The financial statements have been prepared in accordance with Indian Accounting Standards (Ind AS) notified under section 133 of the Companies Act, 2013 read with Rule 3 of the Companies (Indian Accounting Standards) Rules, 2015 and Companies (Indian Accounting Standards) Amendment Rules, 2016 and relevant amendment rules issued thereafter.

The company has applied the applicable standards and/or amendments to existing standards effective from April 1, 2021 in the preparation and presentation of financial statements for the year ending on March 31, 2022.

Most of the amendments did not have any impact on the amounts recognized in prior periods and are not expected to significantly affect the current or future periods.

**(b.) Basis of Presentation:**

The Balance Sheet, the Statement of Profit and Loss and Statement of Changes in Equity are prepared and presented in the format prescribed in Schedule III to the Companies Act, 2013 ("the Act"). The Cash Flow Statement has been prepared and presented as per the requirements of Ind AS 7 "Statement of Cash Flows".



The financial statements are presented in INR, which is the functional currency and all values are rounded to the nearest million (INR 000,000), except when otherwise indicated.

**(c.) Basis of Measurement:**

The financial statements have been prepared on historical cost basis, except for certain financial assets and liabilities measured at fair value (refer accounting policy regarding financial instruments).

**3. Summary of significant accounting policies**

The following are the significant accounting policies applied by the company in preparing its financial statements:





### **3.1 Current versus non-current classification**

The Company presents assets and liabilities in the Balance Sheet based on current/non-current classification. An asset is current when it is:

- expected to be realised or intended to be sold or consumed in the normal operating cycle;
- expected to be realised within twelve months after the reporting period; or
- cash or cash equivalent unless restricted from being exchanged or used to settle a liability for at least twelve months after the reporting period.

All other assets are classified as non-current.

A liability is current when:

- it is expected to be settled in the normal operating cycle;
- it is due to be settled within twelve months after the reporting period; or
- there is no unconditional right to defer the settlement of the liability for at least twelve months after the reporting period.

The terms of the liability that could, at the option of the counterparty, result in its settlement by the issue of equity instruments do not affect its classification.

The Company classifies all other liabilities as non-current.

Deferred tax assets and liabilities are classified as non-current assets and liabilities.

#### **Operating cycle**

The operating cycle is the time between the acquisition of the assets for processing and their realization in cash and cash equivalents. The Company has identified twelve months as its normal operating cycle.

### **3.2 Revenue Recognition**



#### **a. Revenue from Operations**

The Company applies Ind AS 115 using cumulative catch-up transition method. The Company recognize revenue from contracts with customers when it satisfies a performance obligation by transferring promised goods or service to a customer. The revenue is recognised to the extent of transaction price allocated to the performance obligation satisfied.

The Company earns revenue from construction, operation and maintenance, other related services and interest from financial asset.

#### **(i) Construction services**

Revenue from construction services is recognised over a period as the customer simultaneously receives and consumes the benefits provided by the Company and measure revenue based on input method i.e. revenue recognised on the basis of cost incurred to satisfaction of a performance obligation relative to the total expected cost to the satisfaction of that performance obligation. If the outcome of a performance obligation satisfied over time cannot be reasonably measured, revenue is calculated using the zero-profit method in the amount of the contract costs incurred and probably recoverable.



**Sadbhav Bangalore Highway Private Limited**  
**Notes to Financial statement for the year ended March 31, 2022**

---

**Contract Balances**

Contract Assets

A contract asset is the right to consideration in exchange for goods or services transferred to the customer. If the company performs by transferring goods or services to a customer pays consideration or before payment is due, a contract asset is recognized for the earned consideration that is conditional.

Contract Liabilities

A contract liability is recognised if a payment is received or a payment is due (whichever is earlier) from a customer before the Company transfers the related goods or services. Contract liabilities are recognised as revenue when the Company performs under the contract (i.e., transfers control of the related goods or services to the customer).

**(ii) Construction, operation and maintenance and other related services:**

Revenue is recognised upon transfer of control of promised services to customers in an amount that reflects the consideration which the Company expects to receive in exchange for those goods or services.

For construction, operation and maintenance and other related services, the performance obligation is satisfied over time. For determining performance obligation of services; the company uses output method for measurement of revenue.

Revenue is measured based on the transaction price which is the consideration, as specified in contract with the customer. Revenue excludes taxes collected from the customers.

**(iii) Interest from financial asset:**

Interest income is recognised using effective interest method. The effective interest rate is the rate that exactly discounts estimated future cash receipts through expected life of the financial asset to the gross carrying amount of the financial asset. When calculating the effective interest rate, the company estimates the expected cash flows by considering all the contractual terms of the financial instrument but does not consider the expected credit losses.

**b. Gain/loss on Mutual fund**



Gain or Loss on sale of mutual fund is recorded on transfer of title from the Company, and is determined as the difference between the sale price and carrying value of mutual fund and other incidental expenses.

**c. Others**

Insurance and other claims are recognized as revenue on certainty of receipt on prudent basis.

**3.3 Borrowing costs**

Borrowing costs directly attributable to the acquisition, construction or production of an asset that necessarily takes a substantial period of time to get ready for its intended use or sale are capitalized as part of the cost of the respective asset. All other borrowing costs are expensed in the year they occur. Borrowing cost consist of interest and other costs that company incurs in connection with the borrowing of funds. Investment income earned on temporary investment of specific borrowing pending their expenditure on qualifying assets is deducted from the borrowing costs eligible for capitalization.



### **3.4 Leases**

The Company assesses at contract inception whether a contract is, or contains, a lease. That is, if the contract conveys the right to control the use of an identified asset for a period of time in exchange for consideration.

#### **Company as lessee**

The Company applies a single recognition and measurement approach for all leases, except for short-term leases and leases of low-value assets. The Company recognises lease liabilities to make lease payments and right-of-use assets representing the right to use the underlying assets.

#### **Short-term leases and leases of low-value assets**

The Company applies the short-term lease recognition exemption to its short-term leases of building (i.e., those leases that have a lease term of 12 months or less from the commencement date and do not contain a purchase option). It also applies the lease of low-value assets recognition exemption to leases of office building that are considered to be low value. Lease payments on short-term leases and leases of low-value assets are recognised as expense on a straight-line basis over the lease term.

### **3.5 Financial Instruments**

A financial instrument is any contract that gives rise to a financial asset of one entity and a financial liability or equity instrument of another entity.

#### **a) Financial Assets**

##### **i. Initial recognition and measurement of financial assets**

All financial assets are recognized initially at fair value. Transaction costs that are directly attributable to the acquisition of financial assets that are not at fair value through profit or loss are added to the fair value on initial recognition. Purchases or sales of financial assets that require delivery of assets within a time frame established by regulation or

convention in the market place (regular way trades) are recognised on the trade date i.e. the date that the Company commits to purchase or sell the asset.

##### **ii. Subsequent measurement of financial assets**

For purposes of subsequent measurement, financial assets are classified in three categories:


- Financial assets at amortized cost
- Financial assets at fair value through other comprehensive income (FVTOCI)
- Financial assets at fair value through profit or loss (FVTPL)

##### **• Financial assets at amortized cost:**

A financial asset is measured at amortized cost if it is held within a business model whose objective is to hold financial assets in order to collect contractual cash flows and the contractual terms of the financial asset give rise on specified dates to cash flows that are solely payments of principal and interest (SPPI) on the principal amount outstanding.

##### **• Debt instruments at amortized cost**

A 'debt instrument' is measured at the amortized cost if both the above conditions mentioned in "Financial assets at amortized cost" are met. After initial measurement, such financial assets are subsequently measured at amortized cost using the effective interest rate (EIR) method. Amortized cost is calculated by taking into account any discount or premium on acquisition and fees or costs that are an integral part of the EIR. The EIR amortization is included in finance income in the profit or loss. The losses arising from



**Sadbhav Bangalore Highway Private Limited**  
**Notes to Financial statement for the year ended March 31, 2022**

---

impairment are recognized in the profit or loss.

• **Financial assets at fair value through other comprehensive income:**

A financial asset is measured at fair value through other comprehensive income if it is held within a business model whose objective is achieved by both collecting contractual cash flows and selling financial assets, and the contractual terms of the financial asset give rise on specified dates to cash flows that are solely payments of principal and interest (SPPI) on the principal amount outstanding. Financial assets included within the FVTOCI category are measured initially as well as at each reporting date at fair value. Fair value movements are recognized in the other comprehensive income (OCI).

• **Financial assets at fair value through profit or loss:**

FVTPL is a residual category for financial assets. Any financial asset which does not meet the criteria for categorization as at amortized cost or as FVTOCI is classified as at FVTPL.

**iii. De-recognition of financial assets**

A financial asset is de-recognized when the contractual rights to the cash flows from the financial asset expire or the Company has transferred its contractual rights to receive cash flows from the asset or has assumed an obligation to pay the received cash flows in full without material delay to a third party under a 'pass-through' arrangement; and either (a) the Company has transferred substantially all the risks and rewards of the asset, or (b) the Company has neither transferred nor retained substantially all the risks and rewards of the asset, but has transferred control of the asset.

When the Company has transferred its rights to receive cash flows from an asset or has entered into a pass-through arrangement, it evaluates if and to what extent it has retained the risks and rewards of ownership. When it has neither transferred nor retained substantially all of the risks and rewards of the asset, nor transferred control of the asset, the Company continues to recognize the transferred asset to the extent of the Company's continuing involvement. In that case, the Company also recognizes an associated liability. The transferred asset and the associated liability are measured on a basis that reflects the rights and obligations that the Company has retained.

Continuing involvement that takes the form of a guarantee over the transferred asset is measured at the lower of the original carrying amount of the asset and the maximum amount of consideration that the Company could be required to repay.


**iv. Impairment of financial assets**

The Company recognizes loss allowances using the expected credit loss (ECL) model for the financial assets. Expected credit losses are measured at an amount equal to the 12-month ECL, unless there has been a significant increase in credit risk from initial recognition in which case those are measured at lifetime ECL. The amount of expected credit losses (or reversal) that is required to adjust the loss allowance at the reporting date to the amount that is required to be recognised is recognized as an impairment gain or loss in profit or loss.

**b) Financial Liabilities**

**i. Initial recognition and measurement of financial liabilities**

The Company's financial liabilities include trade and other payables, loans and borrowings including bank overdrafts and derivative financial instruments.



**Sadbhav Bangalore Highway Private Limited**  
**Notes to Financial statement for the year ended March 31, 2022**

---

All financial liabilities are recognised initially at fair value. All financial liabilities are recognised initially at fair value and, in the case of loan and borrowings and payable, net of directly attributable transaction costs.

**ii. Subsequent measurement of financial liabilities**

For purposes of subsequent measurement, financial liabilities are classified in two categories:

- Financial liabilities at fair value through profit or loss
- Financial liabilities at amortized cost (loans and borrowings)

**• Financial liabilities at fair value through profit or loss**

Financial liabilities at fair value through profit or loss include financial liabilities held for trading and financial liabilities designated upon initial recognition as at fair value through profit or loss.

Financial liabilities designated upon initial recognition at fair value through profit or loss are designated at the initial date of recognition, and only if the criteria in Ind-AS 109 are satisfied. For liabilities designated as FVTPL, fair value gains/ losses on changes in fair value of such liability are recognized in the statement of profit or loss.

**• Financial liabilities at amortised cost (Loans and Borrowings)**

After initial recognition, interest-bearing borrowings are subsequently measured at amortised cost using the EIR method. Gains and losses are recognised in profit or loss when the liabilities are derecognised as well as through the EIR amortisation process.

Amortised cost is calculated by taking into account any discount or premium on acquisition and fees or costs that are an integral part of the EIR. The EIR amortisation is included as finance costs in the statement of profit and loss. This category generally applies to borrowings.

**iii. Derecognition of financial liabilities**

A financial liability (or a part of a financial liability) is derecognized from its balance sheet when, and only when, it is extinguished i.e. when the obligation specified in the contract is discharged or cancelled or expired.

When an existing financial liability is replaced by another from the same lender on substantially different terms, or the terms of an existing liability are substantially modified, such an exchange or modification is treated as the derecognition of the original liability and the recognition of a new liability. The difference in the respective carrying amounts is recognized in the statement of profit or loss.

**c) Offsetting of financial instruments**

Financial assets and financial liabilities are offset and the net amount is reported in the balance sheet if the Company currently has enforceable legal right to offset the recognized amounts and there is an intention to settle on a net basis, to realise the assets and settle the liabilities simultaneously.

**3.6 Fair Value Measurement**

The company measures financial instrument such as Investment in Mutual Fund at fair value at each balance sheet date.



**Sadbhav Bangalore Highway Private Limited**  
**Notes to Financial statement for the year ended March 31, 2022**

---

Fair value is the price that would be received to sell an asset or paid to transfer a liability in an orderly transaction between market participants at the measurement date. The fair value measurement assumes that the transaction to sell the asset or transfer the liability takes place either:

- In the principal market for the asset or liability, or
- In the absence of a principal market, in the most advantageous market for the asset or liability

The principal or the most advantageous market must be accessible by the Company.

The fair value of an asset or a liability is measured using the assumptions that market participants would use when pricing the asset or liability, assuming that market participants act in their economic best interest.

A fair value measurement of a non-financial asset takes into account a market participant's ability to generate economic benefit by using the asset in its highest and best use or by selling it to another market participant that would use the asset in its highest and best use.

The company uses valuation techniques that are appropriate in the circumstances and for which sufficient data are available to measure fair value, maximizing the use of relevant observable inputs and minimizing the use of unobservable inputs.

All assets and liabilities for which fair value is measured or disclosed in the financial statements are categorized within the fair value hierarchy, described as follows, based on the lowest level input that is significant to the fair value measurement as a whole:

- Level 1 – Quoted (unadjusted) market price in active markets for identical assets or liabilities
- Level 2 – Valuation techniques for which the lowest level input that is significant to the fair value measurement is directly or indirectly observable
- Level 3 - Valuation techniques for which the lowest level input that is significant to the fair value measurement is unobservable


For assets and liabilities that are recognized in the financial statements on a recurring basis, the company determines whether transfers have occurred between levels in the hierarchy by re-assessing categorization (based on the lowest level input that is significant to the fair value measurement as a whole) at the end of each reporting period.

The company's management determines the policies and procedures for both recurring fair value measurement, such as derivative instruments.

At each reporting date, the management analyses the movements in the values of assets and liabilities which are required to be re-measured or re-assessed as per the company's accounting policies. For this analysis, the management verifies the major inputs applied in the latest valuation by agreeing the information in the valuation computation to contracts and other relevant documents.

The management also compares the change in the fair value of each asset and liability with relevant external sources to determine whether the change is reasonable on yearly basis.

For the purpose of fair value disclosures, the Company has determined classes of assets and



**Sadbhav Bangalore Highway Private Limited**  
**Notes to Financial statement for the year ended March 31, 2022**

---

liabilities on the basis of the nature, characteristics and risks of the asset or liability and the level of the fair value hierarchy, as explained above.

This note summarises accounting policy for fair value. Other fair value related disclosures are given in the relevant notes.

- Significant accounting judgements, estimates and assumptions
- Quantitative disclosures of fair value measurement hierarchy
- Financial instruments (including those carried at amortized cost)

### **3.7 Income tax**

Income tax expense comprises current tax and deferred tax.

#### **Current Tax**

Current income tax assets and liabilities are measured at the amount expected to be recovered from or paid to the taxation authorities in accordance with Income tax 1961. The tax rates and tax laws used to compute the amount are those that are enacted or substantively enacted at the reporting date.

Current income tax relating to items recognised outside profit or loss is recognised outside profit or loss (either in other comprehensive income or in equity). Current income taxes are recognised in correlation to the underlying transaction either in other comprehensive income or directly in equity. Management periodically evaluates positions taken in the tax returns with respect to situations in which applicable tax regulations are subject to interpretation and establishes provisions where appropriate.

#### **Deferred Tax**



Deferred tax is provided using the balance sheet approach. Deferred tax is recognized on temporary differences between the tax bases of assets and liabilities and their carrying amounts for financial reporting purposes at the reporting date.

Deferred tax liabilities are recognised for all taxable temporary differences excepts when the deferred tax liability arises from the initial recognition of an asset or liability in a transaction that affects neither the accounting profit nor taxable profit or loss.

Deferred tax assets are recognized for all deductible temporary differences, carry forward of unused tax losses and carry forward of unused tax credits to the extent that it is probable that taxable profit will be available against which those temporary differences, losses and tax credit can be utilized excepts when the deferred tax asset relating to the deductible temporary difference arises from the initial recognition of an asset or liability in a transaction that affects neither the accounting profit nor taxable profit or loss.

The carrying amount of deferred tax assets are reviewed at each reporting date and are reduced to the extent that it is no longer probable that sufficient taxable profit will be available to allow all or part of the deferred tax asset to be utilized. Unrecognised deferred tax assets are re-assessed at each reporting date and are recognized to the extent that it has become probable that future taxable profits will allow the deferred tax asset to be recovered.

Deferred tax assets and liabilities are measured at the tax rates that are expected to apply to the period when the asset is realized or the liability is settled, based on the tax rules and tax laws that have been enacted or substantively enacted by the end of the reporting period.



**Sadbhav Bangalore Highway Private Limited**  
**Notes to Financial statement for the year ended March 31, 2022**

---

Deferred tax assets and deferred tax liabilities are offset, where company has a legally enforceable right to set off current tax assets against current tax liabilities and the deferred taxes relate to the same taxable entity and the same taxation authority.

**3.8 Provisions**

**General**

Provision is recognized when the company has a present obligation (legal or constructive) as a result of past event and it is probable that an outflow of resources embodying economic benefits will be required to settle the obligation and a reliable estimate can be made of the amount of the obligation. The expense relating to a provision is presented in the statement of profit or loss net of any reimbursement.

If the effect of the time value of money is material, provisions are discounted using a current pre-tax rate that reflects current market assessments of the time value of money and the risks specific to the liability. When discounting is used, the increase in the provision due to the passage of time is recognized as a finance cost.

**Contractual obligation to restore the infrastructure to a specified level of serviceability**

The Company has contractual obligations to maintain the road to a specified level of serviceability or restore the road to a specified condition before it is handed over to the grantor of the Concession Agreements. Such obligations are measured at the best estimate of the expenditure that would be required to settle the obligation at the balance sheet date. The timing and amount of such cost are estimated and determined by estimated cash flows, expected to be incurred in the year of overlay. The cash flows are discounted at a current pre-tax rate that reflects the risks specific to such obligation. The unwinding of the discount is expensed as incurred and recognised in the statement of profit and loss as a finance cost. The estimated future costs of such obligation are reviewed annually and adjusted as appropriate.

**3.9 Contingent liabilities and Contingent Assets**



A contingent liability is a possible obligation that arises from past events whose existence will be confirmed by the occurrence or non-occurrence of one or more uncertain future events beyond the control of the Company or a present obligation that is not recognized because it is not probable that an outflow of resources will be required to settle the obligation. A contingent liability also arises in extremely rare cases where there is a liability that cannot be recognized because it cannot be measured reliably. The Company does not recognize a contingent liability but discloses its existence in the financial statements.

Claim against the Company not acknowledged as debt are disclosed under contingent liabilities. Claim made by the company are recognized as and when the same is approved by the respective authorities with whom the claim is lodged.

A Contingent asset is not recognized in financial statements, however, the same is disclosed wherever an inflow of economic benefit is probable.

**3.10 Cash and cash equivalents**

Cash and cash equivalents in the balance sheet comprise cash at banks and on hand and short-term deposits with on original maturity of three months or less, that are readily convertible to a known amount of cash and subject to an insignificant risk of changes in value.





### **3.11 Earnings per share**

Basic EPS is calculated by dividing the profit / loss for the year attributable to ordinary equity holders by the weighted average number of ordinary shares outstanding during the year.

Diluted EPS is calculated by dividing the profit / loss attributable to ordinary equity holders by the weighted average number of ordinary shares outstanding during the year plus the weighted average number of ordinary shares that would be issued on conversion of all the dilutive potential ordinary shares into ordinary shares.

### **3.12 Segment reporting**

Operating segments are reported in a manner consistent with the internal reporting provided to the chief operating decision maker.

## **4. A.) Significant accounting judgements, estimates and assumptions**

The preparation of the Company's financial statements requires management to make estimates, judgments and assumptions that affect the reported amounts of revenue, expenses, assets and liabilities and the accompanying disclosure, and the disclosure of contingent liabilities. Uncertainty about these assumptions and estimates could result in outcomes that require a material adjustment to the carrying amount of assets or liabilities affected in future periods.

### **(i) Estimates and assumptions**

The key assumptions concerning the future and other key sources of estimation uncertainty at the reporting date, that have a significant risk of causing a material adjustment to the carrying amounts of assets and liabilities within the next financial year, are described below. The Company based its assumptions and estimates on parameters available when the financial statements were prepared. Existing circumstances and assumptions about future developments, however, may change due to market changes or circumstances arising that are beyond the control of the Company. Such changes are reflected in the assumptions when they occur.

### **(ii) Fair value measurement of financial instruments**



When the fair values of financial assets and financial liabilities recorded in the balance sheet cannot be measured based on quoted prices in active markets, their fair value is measured using valuation techniques including the DCF model. The inputs to these models are taken from observable markets where possible, but where this is not feasible, a degree of judgment is required in establishing fair values. Judgments include considerations of inputs such as liquidity risk, credit risk and volatility. Changes in assumptions about these factors could affect the reported fair value of financial instruments.

### **(iii) Taxes**

Deferred tax assets are recognized for unused tax credits to the extent that it is probable that taxable profit will be available against which the credits can be utilized. Significant management judgment is required to determine the amount of deferred tax assets that can be recognized, based upon the likely timing and the level of future taxable profits together with future tax planning strategies.

## **B.) Recent Accounting Pronouncements**

The Ministry of Corporate Affairs ("MCA") through a notification of March 23, 2022, introduced the Companies (Indian Accounting Standards) Amendment Rules, 2022 to amend the Companies (Indian



**Sadbhav Bangalore Highway Private Limited**  
**Notes to Financial statement for the year ended March 31, 2022**

---

Accounting Standards) Rules, 2015 which come into force with effect from April 1, 2022. The following are the amendments:

**Ind AS 103 - Business Combination**

The amendment specifies that to qualify for recognition as part of applying the acquisition method, the identifiable assets acquired and liabilities assumed must meet the definitions of assets and liabilities in the Conceptual Framework for Financial Reporting under Indian Accounting Standards (Conceptual Framework) issued by the Institute of Chartered Accountants of India at the acquisition date.

For example, costs the acquirer expects but is not obliged to incur in the future to effect its plan to exit an activity of an acquiree or to terminate the employment of or relocate an acquiree's employees are not liabilities at the acquisition date.

Therefore, the acquirer does not recognise those costs as part of applying the acquisition method and instead, the acquirer recognises those costs in its post combination financial statements in accordance with other Ind AS. This amendment does not significantly change the requirements of Ind AS 103 and the Company does not expect the amendment to have any significant impact in its financial statements.

**Ind AS 109 - Financial Instruments**

The amendment clarifies that while performing the '10 percent test' for derecognition of a financial liability, for computing the discounted present value of the cash flows under the new terms, for determining fees paid net of fees received, a borrower should include only fees paid or received between borrower and lender, including fees paid or received by either the borrower or lender on the other's behalf.

This amendment is under Annual Improvements to Ind AS (2021). The Company does not expect the above amendment/improvement to have any significant impact in its financial statements.



**Ind AS 16 – Property Plant and Equipment**

The amendment clarifies that excess of net sale proceeds of items produced over the cost of testing, if any, shall not be recognized in the profit or loss but deducted from the directly attributable costs considered as part of cost of an item of property, plant, and equipment. The effective date for adoption of this amendment is annual periods beginning on or after April 01, 2022. The Company has evaluated the amendment and there is no impact on its financial statements.

**Ind AS 37 – Provisions, Contingent Liabilities and Contingent Assets**

The amendment specifies that the 'cost of fulfilling' a contract comprises the 'costs that relate directly to the contract'. Costs that relate directly to a contract can either be incremental costs of fulfilling that contract (examples would be direct labour, materials) or an allocation of other costs that relate directly to fulfilling contracts (an example would be the allocation of the depreciation charge for an item of property, plant and equipment used in fulfilling the contract). The amendment also provides for transitional provisions for contracts for which the entity has not yet fulfilled its obligations. The Company does not expect this amendment to have any significant impact in its financial statements.

The amendments to Ind AS 101 - First Time Adoption and Ind AS 41 – Agriculture have not been specified here since both Standards are presently not applicable to the Company.



**Sadbhav Bangalore Highway Private Limited**  
**Notes to Financial Statements for the year ended March 31, 2022**

**5 Investment Property-Land**

| Particulars                | (INR in Million) |
|----------------------------|------------------|
| <b>Cost</b>                |                  |
| As at April 01,2021        | 1.08             |
| Addition / (Disposal)      | -                |
| <b>As at March 31,2022</b> | <b>1.08</b>      |

- (a) There is no income arising from above investment properties. Further, the company has not incurred any expenditure for above properties.
- (b) The above land is situated at Erayamangalam village, Thiruvallur district (Chennai) has been mortgaged against secured borrowings in order to fulfil the collateral requirement of the Lenders. (refer note 14)
- (c) The Company has no contractual obligations to purchase, construct or develop investment properties or for repairs, maintenance and enhancements.
- (d) The fair value disclosure for investment property is not presented as the property is specifically acquired for offering as security for borrowings and based on the information available with the management that there are no material development in the area where land is situated. Accordingly, management believes that there is no material difference in fair value and carrying value of property.

**6 Other Current Assets**

|                                          | March 31, 2022<br>(INR in Million) | March 31, 2021<br>(INR in Million) |
|------------------------------------------|------------------------------------|------------------------------------|
| Mobilization Advance (refer note 29)     | 4.75                               | 4.75                               |
| Balance with Government Authority        | 567.67                             | 588.89                             |
| Advance to related party (refer note 29) | 58.00                              | -                                  |
| <b>Total</b>                             | <b>630.42</b>                      | <b>593.63</b>                      |

**7 Receivable from NHAI under Service Concession Arrangements**


|                                                                         | March 31, 2022<br>(INR in Million) | March 31, 2021<br>(INR in Million) |
|-------------------------------------------------------------------------|------------------------------------|------------------------------------|
| Non Current                                                             | 5898.82                            | 5571.46                            |
| <b>Total Non Current (A)</b>                                            | <b>5,898.82</b>                    | <b>5,571.46</b>                    |
| Current                                                                 | 829.81                             | 729.10                             |
| <b>Total Current (B)</b>                                                | <b>829.81</b>                      | <b>729.10</b>                      |
| <b>Total Receivable from NHAI under Service Concession Arrangements</b> | <b>6,728.62</b>                    | <b>6,300.56</b>                    |

**Notes:**

- (i) Under Service Concession Arrangement (SCA), where a Special Purpose Vehicle (SPV) has acquired contractual rights to receive specified determinable amounts (Annuity) for use of an asset, such amounts are recognised as "Financial Assets" and are disclosed as "Receivable against Service Concession Arrangements".
- (ii) Refer note 36 for additional disclosure pursuant to Appendix - E to Ind AS 115 - Service Concession Arrangements ('SCA')

**8 Trade Receivables**

|                                                                 | March 31, 2022<br>(INR in Million) | March 31, 2021<br>(INR in Million) |
|-----------------------------------------------------------------|------------------------------------|------------------------------------|
| Trade Receivable Considered Good - Unsecured                    | 2.25                               | 84.02                              |
| Trade Receivable which have significant increase in Credit Risk | -                                  | -                                  |
| Trade Receivable - Credit impaired                              | -                                  | -                                  |
| <b>Total</b>                                                    | <b>2.25</b>                        | <b>84.02</b>                       |



**Sadbhav Bangalore Highway Private Limited**  
Notes to Financial Statements for the year ended March 31, 2022

Note:

Ageing Schedule : As at March 31, 2022

(INR in Million)

| Sr No | Particulars                                                 | Outstanding for following periods from due date of Payment* |                   |           |           |                   | Total |
|-------|-------------------------------------------------------------|-------------------------------------------------------------|-------------------|-----------|-----------|-------------------|-------|
|       |                                                             | Less than 6 months                                          | 6 months - 1 year | 1-2 years | 2-3 years | More than 3 years |       |
| (i)   | Unsecured - considered good                                 | 0.95                                                        | 1.30              | -         | -         | -                 | 2.25  |
| (ii)  | Undisputed – which have significant increase in credit risk | -                                                           | -                 | -         | -         | -                 | -     |
| (iii) | Undisputed – credit impaired                                | -                                                           | -                 | -         | -         | -                 | -     |
| (iv)  | Disputed – considered good                                  | -                                                           | -                 | -         | -         | -                 | -     |
| (v)   | Disputed – which have significant increase in credit risk   | -                                                           | -                 | -         | -         | -                 | -     |
| (vi)  | Disputed – credit impaired                                  | -                                                           | -                 | -         | -         | -                 | -     |

Ageing Schedule : As at March 31, 2021

(INR in Million)

| Sr No | Particulars                                                 | Outstanding for following periods from due date of Payment* |                 |           |           |                   | Total |
|-------|-------------------------------------------------------------|-------------------------------------------------------------|-----------------|-----------|-----------|-------------------|-------|
|       |                                                             | Less than 6 months                                          | 6 months-1 year | 1-2 years | 2-3 years | More than 3 years |       |
| (i)   | Unsecured - considered good                                 | 84.02                                                       | -               | -         | -         | -                 | 84.02 |
| (ii)  | Undisputed – which have significant increase in credit risk | -                                                           | -               | -         | -         | -                 | -     |
| (iii) | Undisputed – credit impaired                                | -                                                           | -               | -         | -         | -                 | -     |
| (iv)  | Disputed – considered good                                  | -                                                           | -               | -         | -         | -                 | -     |
| (v)   | Disputed – which have significant increase in credit risk   | -                                                           | -               | -         | -         | -                 | -     |
| (vi)  | Disputed – credit impaired                                  | -                                                           | -               | -         | -         | -                 | -     |

\* Date of transaction is considered as due date in case where no due date of payment is specified.

**9 Cash and Cash Equivalents**

Balance with Banks  
in current accounts  
Cash on hand

|              | March 31, 2022<br>(INR in Million) | March 31, 2021<br>(INR in Million) |
|--------------|------------------------------------|------------------------------------|
|              | 0.52                               | 19.80                              |
|              | 0.00*                              | 0.01                               |
| <b>Total</b> | <b>0.52</b>                        | <b>19.81</b>                       |

\*Amount of INR 2881/- is below the rounding off norms adopted by the company.

**Note:** Balances with banks include balance of INR 0.04 million (March 31, 2021: INR 9.21 million) lying in the Escrow Accounts, as per terms of borrowings with the lenders.

**10 Other Current Financial Asset**



Interest Receivable on Mobilisation Advance (refer note 29)  
Retention money receivable from NHAI  
Amount of Withheld & Other Deduction receivable from NHAI  
Excess payment of interest to Banks  
Interest receivable on Mobilization Advance Receivable from NHAI due to excess recovery

|              | March 31, 2022<br>(INR in Million) | March 31, 2021<br>(INR in Million) |
|--------------|------------------------------------|------------------------------------|
|              | 67.83                              | 65.12                              |
|              | 6.94                               | 6.94                               |
|              | 28.51                              | 26.64                              |
|              | -                                  | 8.88                               |
|              | 9.45                               | 9.45                               |
| <b>Total</b> | <b>112.73</b>                      | <b>117.03</b>                      |

**11 Current Tax Assets**

Tax Credit Receivable

|              | March 31, 2022<br>(INR in Million) | March 31, 2021<br>(INR in Million) |
|--------------|------------------------------------|------------------------------------|
|              | 4.99                               | 11.42                              |
| <b>Total</b> | <b>4.99</b>                        | <b>11.42</b>                       |



**Sadbhav Bangalore Highway Private Limited**  
Notes to Financial Statements for the year ended March 31, 2022

**12 Equity Share Capital**

|                                             | March 31, 2022     |                  | March 31, 2021     |                  |
|---------------------------------------------|--------------------|------------------|--------------------|------------------|
|                                             | No. of shares      | (INR in Million) | No. of shares      | (INR in Million) |
| <b>Authorized Share Capital</b>             |                    |                  |                    |                  |
| Equity Shares of Rs. 10 each                | 3,10,00,000        | 310.00           | 3,10,00,000        | 310.00           |
|                                             | <b>3,10,00,000</b> | <b>310.00</b>    | <b>3,10,00,000</b> | <b>310.00</b>    |
| <b>Issued, Subscribed and fully paid up</b> |                    |                  |                    |                  |
| Equity Shares of Rs 10 each                 | 3,09,02,690        | 309.03           | 3,09,02,690        | 309.03           |
|                                             | <b>3,09,02,690</b> | <b>309.03</b>    | <b>3,09,02,690</b> | <b>309.03</b>    |

**(a) Reconciliation of shares outstanding at the beginning and at the end of the reporting period**

| Particulars                               | March 31, 2022     |                  | March 31, 2021     |                  |
|-------------------------------------------|--------------------|------------------|--------------------|------------------|
|                                           | No. of shares      | (INR in Million) | No. of shares      | (INR in Million) |
| At the beginning of the year              | 3,09,02,690        | 309.03           | 3,09,02,690        | 309.03           |
| Add: Issue during the year                | -                  | -                | -                  | -                |
| <b>Outstanding at the end of the year</b> | <b>3,09,02,690</b> | <b>309.03</b>    | <b>3,09,02,690</b> | <b>309.03</b>    |

**(b) Terms/Rights attached to the equity shares:**

The Company has one class of shares referred to as equity shares having a par value of Rs.10 each. Each shareholder is entitled to one vote per share held. In the event of liquidation, the equity shareholders are eligible to receive the residual assets of the Company after distribution of all preferential amounts, in proportion to their shareholding. As at Balance sheet date, there are no preferential amounts.

**(c) Share held by holding Company:**

Entire paid up equity shares 30,902,690 (March 31, 2021: 30,902,690) are held by Sadbhav Infrastructure Project Limited - Holding Company & its nominees.

**(d) Number of Shares held by each shareholder holding more than 5% Shares in the company**

| Particulars                                             | March 31, 2022     |                   | March 31, 2021     |                   |
|---------------------------------------------------------|--------------------|-------------------|--------------------|-------------------|
|                                                         | No. of shares      | % of shareholding | No. of shares      | % of shareholding |
| <b>Equity Shares of Rs 10 each fully paid</b>           |                    |                   |                    |                   |
| Sadbhav Infrastructure Project Limited and its nominees | 3,09,02,690        | 100%              | 3,09,02,690        | 100%              |
| <b>Total</b>                                            | <b>3,09,02,690</b> | <b>100.00%</b>    | <b>3,09,02,690</b> | <b>100.00%</b>    |

As per the records of the company, including its registers of shareholders/member and other declaration received from shareholders regarding beneficial interest, the above shareholding represents both legal and beneficial ownership of shares.



**(e) Shareholding of Promoters**

| Name of Promoter                                        | No of Shares       | % of Total Share | % Change During Period |
|---------------------------------------------------------|--------------------|------------------|------------------------|
| <b>As at March 31, 2022</b>                             |                    |                  |                        |
| Sadbhav Infrastructure Project Limited and its nominees | 3,09,02,690        | 100.00%          | 0.00%                  |
| <b>Total</b>                                            | <b>3,09,02,690</b> | <b>100%</b>      | <b>0%</b>              |
| <b>As at March 31, 2021</b>                             |                    |                  |                        |
| Sadbhav Infrastructure Project Limited and its nominees | 3,09,02,690        | 100.00%          | 0.00%                  |
| <b>Total</b>                                            | <b>3,09,02,690</b> | <b>100%</b>      | <b>0%</b>              |

**13 Other Equity**

|                                                                                                                                                          | March 31, 2022<br>(INR in Million) | March 31, 2021<br>(INR in Million) |
|----------------------------------------------------------------------------------------------------------------------------------------------------------|------------------------------------|------------------------------------|
| <b>Equity Component of Compound Financial Instrument - Sub Ordinate debts</b><br>(Refer Note given under Other equity in Statement of Changes in Equity) |                                    |                                    |
| Balance as per last financial statement                                                                                                                  | 900.97                             | 899.31                             |
| Add: Addition during the year                                                                                                                            | 140.00                             | 1.66                               |
| Balance at the end of the year                                                                                                                           | <b>Total (A) 1,040.97</b>          | <b>900.97</b>                      |
| <b>Reserve and Surplus</b>                                                                                                                               |                                    |                                    |
| <b>Retained Earnings *</b>                                                                                                                               |                                    |                                    |
| Balance as per last financial statement                                                                                                                  | 171.38                             | 86.66                              |
| Add: Profit for the year                                                                                                                                 | 18.41                              | 84.71                              |
| Balance at the end of the year                                                                                                                           | <b>Total (B) 189.79</b>            | <b>171.38</b>                      |
| <b>Total (C) = (A) + (B)</b>                                                                                                                             | <b>1,230.76</b>                    | <b>1,072.34</b>                    |

\* Retained earnings are the profits that the Company has earned, less any transfers to general reserve, dividends or other distributions paid to shareholders.



**Sadbhav Bangalore Highway Private Limited**  
**Notes to Financial Statements for the year ended March 31, 2022**

**14 Non Current Borrowings**

|                                                     | March 31,2022<br>(INR in Million) | March 31,2021<br>(INR in Million) |
|-----------------------------------------------------|-----------------------------------|-----------------------------------|
| Term Loan - Secured                                 |                                   |                                   |
| -Rupee Term Loan from Banks*                        | 4,412.81                          | 4,519.92                          |
| <b>Total (A)</b>                                    | <b>4,412.81</b>                   | <b>4,519.92</b>                   |
| Less: Current Maturities on Non Current Borrowings* | (403.44)                          | (253.40)                          |
| <b>Total (B)</b>                                    | <b>(403.44)</b>                   | <b>(253.40)</b>                   |
| <b>Total Non Current Borrowings (C) = (A) - (B)</b> | <b>4,009.37</b>                   | <b>4,266.52</b>                   |

\* includes the effect of transaction cost paid to lenders on upfront basis.

**(i) Nature of Security**

The details of Security in respect of Term Loans are as under:

- (a) first mortgage and charge on all the Company's immovable properties, both present and future, save and except the Project Assets;
- (b) first charge on all the Company's tangible moveable assets, including moveable plant and machinery, machinery spares, tools and accessories, furniture, fixtures, vehicles and all other movable assets, both present and future, save and except the Project Assets;
- (c) first charge over all accounts of the Company including the Escrow Account and the Sub-Accounts (or any account in substitution thereof) that may be opened in accordance with Common Facilities Agreement and the Supplementary Escrow Agreement, or any other Project Documents and all funds from time to time deposited therein, the Receivables and all Authorised Investments or securities;
- (d) first charge on all intangibles assets of the Company including but not limited to goodwill, rights, undertakings, intellectual property and uncalled capital present and future excluding the Project Assets.
- (e) assignment by way of security in:
  - all the right, title, interest, benefits, claims and demands whatsoever of the Company in the Project Documents;
  - the right, title and interest of the Company in, to and under all the Governmental Approvals;
  - all the right, title, interest, benefits, claims and demands whatsoever of the Company in any letter of credit, guarantee including contractor guarantees and liquidated damages and performance bond provided by any party to the Project Documents;
  - all the right, title, interest, benefits, claims and demands whatsoever of the Company under all Insurance Contracts.
- (f) pledge of shares equivalent to 51% of the paid- up share capital held by the Promoters in compliance with the requirements of Sections 19(2) and 19(3) of the Banking Regulation Act ,1949 till the Final Settlement date.

Provided that:

- the aforesaid mortgages, charges, assignments and guarantees and the pledge of equity shares shall in all respects rank pari-passu inter-se amongst the Senior Lenders in accordance with the Loan Agreement, without any preference or priority to one over the other or others;
- the Security Interest stipulated in para 1 (a) to (f) above shall exclude the Project Assets (as defined in and in accordance with the Concession Agreement).

**(ii) Terms of Repayment of Loans:**



The Principal amounts of the Loan is repayable to the Lenders in 28 half yearly structured installments , commencing from the First Repayment date i.e. August 31,2021 on the last day of each Half Year in the amounts equivalent to the percentage of the total amount of loan as per amortisation Schedule in the loan agreement. The Company has the option to prepay the loan after the payment of Prepayment Premium. Term loan carries average interest rate of 8.50% to 9.50% p.a. as on March 31,2022.

**(i) Details of Delay in Interest and Principal as on March 2022**

| Due Date | Interest | Pincipal |
|----------|----------|----------|
| Jan-22   | 15.17    | -        |
| Feb-22   | 23.35    | 133.10   |
| Mar-22   | 39.41    | -        |

**15 Deferred tax liability (Net)**

|                                                            | March 31,2022<br>(INR in Million) | March 31,2021<br>(INR in Million) |
|------------------------------------------------------------|-----------------------------------|-----------------------------------|
| Deferred tax liability                                     |                                   |                                   |
| Temporary difference on account of Notional Finance Income | 436.31                            | 323.79                            |
| <b>Total (A)</b>                                           | <b>436.31</b>                     | <b>323.79</b>                     |
| Deferred tax Assets                                        |                                   |                                   |
| Unused tax losses                                          | 370.45                            | 264.01                            |
| <b>Total (B)</b>                                           | <b>370.45</b>                     | <b>264.01</b>                     |
| <b>Total (A-B)</b>                                         | <b>65.86</b>                      | <b>59.78</b>                      |



**Sadbhav Bangalore Highway Private Limited**  
Notes to Financial Statements for the year ended March 31, 2022

**16 Current Borrowings**

Loan from Holding Company\* (Refer note 29)  
Interest free Loan from Ultimate Holding Company# (Refer note 29)  
Current Maturities on Non Current Borrowings

| March 31,2022<br>(INR in Million) | March 31,2021<br>(INR in Million) |
|-----------------------------------|-----------------------------------|
| 343.48                            | 319.48                            |
| 118.00                            | -                                 |
| 403.44                            | 253.40                            |
| <b>Total</b>                      | <b>572.88</b>                     |

\* Loan is repayable on demand / call notice from the lender and carries interest @ 8.80% p.a.

# Loan is repayable on demand / call notice from the lender.

**17 Trade Payables**

-Dues to Micro & Small Enterprises (Refer Note No. 32)  
-Dues to Related Parties (Refer Note No. 29)  
-Dues to Others

| March 31,2022<br>(INR in Million) | March 31,2021<br>(INR in Million) |
|-----------------------------------|-----------------------------------|
| -                                 | -                                 |
| 878.93                            | 821.94                            |
| 8.22                              | 12.20                             |
| <b>Total</b>                      | <b>834.14</b>                     |

**Note : Ageing Schedule**  
As at March 31, 2022

(INR in Million)

| Sr No | Particulars            | Not Due     | Outstanding for following periods from due date of Payment* |              |              |                   | Total         |
|-------|------------------------|-------------|-------------------------------------------------------------|--------------|--------------|-------------------|---------------|
|       |                        |             | Less than 1 year                                            | 1-2 years    | 2-3 Years    | More than 3 years |               |
| 1     | MSME                   | -           | -                                                           | -            | -            | -                 | -             |
| 2     | Others                 | 2.08        | 2.28                                                        | 0.62         | 3.24         | -                 | 8.22          |
| 3     | Others-Related Parties | -           | 197.67                                                      | 10.44        | 13.79        | 657.03            | 878.93        |
| 4     | Disputed dues - MSME   | -           | -                                                           | -            | -            | -                 | -             |
| 5     | Disputed dues - Others | -           | -                                                           | -            | -            | -                 | -             |
|       | <b>Total</b>           | <b>2.08</b> | <b>199.95</b>                                               | <b>11.06</b> | <b>17.03</b> | <b>657.03</b>     | <b>887.15</b> |

As at March 31, 2021

(Amt in Million)

| Sr No | Particulars            | Not Due     | Outstanding for following periods from due date of Payment* |               |               |                   | Total         |
|-------|------------------------|-------------|-------------------------------------------------------------|---------------|---------------|-------------------|---------------|
|       |                        |             | Less than 1 year                                            | 1-2 years     | 2-3 Years     | More than 3 years |               |
| 1     | MSME                   | -           | -                                                           | -             | -             | -                 | -             |
| 2     | Others                 | -           | 38.56                                                       | 108.51        | 669.11        | 5.76              | 821.94        |
| 3     | Others-Related Parties | 7.23        | 1.73                                                        | 3.24          | -             | -                 | 12.20         |
| 4     | Disputed dues - MSME   | -           | -                                                           | -             | -             | -                 | -             |
| 5     | Disputed dues - Others | -           | -                                                           | -             | -             | -                 | -             |
|       | <b>Total</b>           | <b>7.23</b> | <b>40.29</b>                                                | <b>111.75</b> | <b>669.11</b> | <b>5.76</b>       | <b>834.14</b> |

\* Date of transaction is considered as due date in case where no due date of payment is specified.

**18 Other Current Financial Liabilities**

Interest accrued on loan from Holding Company (Refer Note 29)  
Interest Accrued and due on borrowings  
Employee Emoluments Payable

| March 31,2022<br>(INR in Million) | March 31,2021<br>(INR in Million) |
|-----------------------------------|-----------------------------------|
| 31.17                             | 4.40                              |
| 77.93                             | 5.99                              |
| 0.03                              | 0.11                              |
| <b>Total</b>                      | <b>10.50</b>                      |

**19 Other Current Liabilities**

Statutory dues



| March 31,2022<br>(INR in Million) | March 31,2021<br>(INR in Million) |
|-----------------------------------|-----------------------------------|
| 4.34                              | 2.36                              |
| <b>Total</b>                      | <b>2.36</b>                       |

**20 Provisions**

Provision for Employee Benefit - Leave Encashment\*

| March 31,2022<br>(INR in Million) | March 31,2021<br>(INR in Million) |
|-----------------------------------|-----------------------------------|
| 0.04                              | 0.00                              |
| <b>Total</b>                      | <b>0.00</b>                       |

\*Amount of (March 31, 2021 - INR 4,981) is below the rounding off norm adopted by the company.



**Sadbhav Bangalore Highway Private Limited**  
Notes to Financial Statements for the year ended March 31, 2022

**21 Revenue From Operations**

|                                          | March 31,2022<br>(INR in Million) | March 31,2021<br>(INR in Million) |
|------------------------------------------|-----------------------------------|-----------------------------------|
| Construction Contract Revenue (Notional) | 14.05                             | 25.21                             |
| Utility Shifting Income                  | 12.73                             | 126.92                            |
| Routine Road Management Income           | 184.36                            | -                                 |
| <b>Total</b>                             | <b>211.14</b>                     | <b>152.13</b>                     |

**Revenue from contract with customers**

**21.1 Disaggregated revenue information**

Having regard to the nature of contract with customer, there is only one type of category of revenue. Hence disclosure of disaggregation of revenue is not required.

**21.2 Trade receivables and contract balances**

The company classifies the right to consideration in exchange for deliverables as either receivable or unbilled revenue. A receivable is a right to consideration that is unconditional upon passage of time. Revenue for such services are recognised as related services are performed. Revenue in excess of billings is recorded as unbilled revenue and is classified as financial asset for those cases as right to consideration is unconditional as passage of time. Invoicing to the customer is based on milestones as defined in the contract.

**21.3 The transaction price allocated to the remaining performance obligations (unsatisfied or partially unsatisfied) as at 31 March 2022 are, as follows:**

In the Financial Year 2021-22, the lenders of the company has notified NHA1 to exercise the right of substitution of concessionaire (Refer Note 38). Hence the information of remaining performance obligation (unsatisfied or partially satisfied) as at March 31, 2022 is not given. As at March 31, 2021, the aggregate value of performance obligations that are completely or partially unsatisfied was INR 10817.60 Million

**22 Other Income**



|                                                         | March 31,2022<br>(INR in Million) | March 31,2021<br>(INR in Million) |
|---------------------------------------------------------|-----------------------------------|-----------------------------------|
| Notional Finance Income on Annuity Receivable           | 447.05                            | 553.67                            |
| Interest Income on Mobilization Advance (refer note 29) | 3.02                              | 2.93                              |
| Interest on Income Tax Refund                           | 1.52                              | 0.54                              |
| <b>Total</b>                                            | <b>451.59</b>                     | <b>557.14</b>                     |

**23 Construction Expense (Refer Note No. 29)**

|                                 | March 31,2022<br>(INR in Million) | March 31,2021<br>(INR in Million) |
|---------------------------------|-----------------------------------|-----------------------------------|
| Utility Shifting Expense        | 12.73                             | 126.92                            |
| Routine Road Management Expense | 184.36                            | -                                 |
| <b>Total</b>                    | <b>197.09</b>                     | <b>126.92</b>                     |

**24 Employee Benefit Expense (Refer Note No. 29)**

|                                      | March 31,2022<br>(INR in Million) | March 31,2021<br>(INR in Million) |
|--------------------------------------|-----------------------------------|-----------------------------------|
| Salaries, wages and other allowances | 0.32                              | 0.29                              |
| Leave Salary Expense                 | 0.02                              | 0.02                              |
| <b>Total</b>                         | <b>0.34</b>                       | <b>0.31</b>                       |





**Sadbhav Bangalore Highway Private Limited**  
Notes to Financial Statements for the year ended March 31, 2022

**25 Finance Cost**

**Particulars**

**Interest On**

|                                 | March 31,2022<br>(INR in Million) | March 31,2021<br>(INR in Million) |
|---------------------------------|-----------------------------------|-----------------------------------|
| Short Term Loan (Refer note 29) | 29.74                             | 11.39                             |
| Long Term Loans                 | 384.66                            | 417.67                            |
| Mobilization Advance            | -                                 | 2.64                              |
| Late payment of Taxes           | 0.30                              | 0.29                              |

**Other Borrowing Cost**

|                                 |      |      |
|---------------------------------|------|------|
| Bank charges                    | 4.21 | 4.47 |
| Amortization of Processing Fees | 3.12 | 3.12 |
| Commitment charges              | 1.88 | 2.22 |
| Inspection Charges              | 0.15 | 0.14 |
| Processing Fees                 | 1.20 | -    |

**Total** 425.26 441.94

**26 Other Expenses**

**Particulars**

|                                                                     | March 31,2022<br>(INR in Million) | March 31,2021<br>(INR in Million) |
|---------------------------------------------------------------------|-----------------------------------|-----------------------------------|
| Legal & Professional fees                                           | 13.73                             | 23.60                             |
| Rent (Refer note 29)                                                | 0.07                              | 1.06                              |
| Miscellaneous Expense                                               | 0.01                              | 0.12                              |
| Auditor Remuneration (Refer Note No. 26.1 below)                    | 0.13                              | 0.12                              |
| Director Sitting Fees (Refer Note 29)                               | 0.04                              | 0.06                              |
| Corporate Social Responsibility Expense (Refer Note No. 26.2 below) | 1.56                              | 0.89                              |

**Total** 15.54 25.85

**26.1 Auditors' remuneration comprises following:**

|                      | March 31,2022<br>(INR in Million) | March 31,2021<br>(INR in Million) |
|----------------------|-----------------------------------|-----------------------------------|
| Statutory Audit Fees | 0.13                              | 0.07                              |
| Tax Audit Fees       | -                                 | 0.03                              |
| Certification Fees*  | 0.00                              | 0.02                              |


**Total** 0.13 0.12

\*Amount of INR 3,500 for March 31, 2022 is below the rounding off norm adopted by the company.

**26.2 Details of Corporate social responsibility expenditure**

**Particulars**

|                                                            | March 31,2022<br>(INR in Million) | March 31,2021<br>(INR in Million) |
|------------------------------------------------------------|-----------------------------------|-----------------------------------|
| <b>A. Opening carry forwarded Amount</b>                   | -                                 | -                                 |
| <b>B. Gross amount required to be spent by the Company</b> | 1.56                              | 0.89                              |
| <b>C. Amount spent during the year</b>                     |                                   |                                   |
| (i) Construction/acqisition of any assets                  | -                                 | -                                 |
| (ii) For purpose other than (i) above                      | 1.56                              | 0.89                              |
| <b>D. Amount carry forwarded to next year</b>              | -                                 | -                                 |
| <b>Unspent CSR amount</b>                                  | -                                 | -                                 |



**Sadbhav Bangalore Highway Private Limited**  
**Notes to Financial Statements for the year ended March 31, 2022**

**27 Earning Per Share (EPS):**

Earning/(Loss) per share is calculated by dividing the net earning attributable to the equity shareholders by the weighted average number of equity shares outstanding during the year, as under :

| Particulars                                                               | March 31, 2022 | March 31, 2021 |
|---------------------------------------------------------------------------|----------------|----------------|
| Net Earning as per Statement of Profit & Loss (INR in million)            | 18.42          | 84.71          |
| Weighted average of number of equity shares outstanding during the period | 3,09,02,690    | 3,09,02,690    |
| <b>Basic &amp; Diluted Earning per share (INR)</b>                        | <b>0.60</b>    | <b>2.74</b>    |

**28 Contingent Liabilities & Commitments**

**28.1** There are no contingent liabilities, pending litigations/claims against the company as on March 31, 2022 and March 31, 2021

**28.2** The following are the estimate amount of contractual commitments relating to project expenditure of the Company

| Capital Commitments                    | (INR in Million) |                |
|----------------------------------------|------------------|----------------|
|                                        | March 31, 2022   | March 31, 2021 |
| Road Construction and Development Work | -*               | 1,531.42       |

\*In the Financial Year 2021-22, the lenders of the company has notified NHAI to exercise the right of substitution of concessionaire (Refer Note 38) and therefore the company has no commitments relating to project expenditure as at March 31, 2022

**29 Related Party Disclosures:**



Related party disclosures as required under the Indian Accounting Standard (AS) – 24 on "Related Party Disclosures" are given below:

**(i) Name of the related parties and description of relationship :**

| Sr. No | Name of Related Party                         | Description of Relationship                                                                                                                                                                                                                                                                                                                                                                                                                                                                                                                                 |
|--------|-----------------------------------------------|-------------------------------------------------------------------------------------------------------------------------------------------------------------------------------------------------------------------------------------------------------------------------------------------------------------------------------------------------------------------------------------------------------------------------------------------------------------------------------------------------------------------------------------------------------------|
| 1      | Sadbhav Engineering Limited (SEL)             | Ultimate Holding Company                                                                                                                                                                                                                                                                                                                                                                                                                                                                                                                                    |
| 2      | Sadbhav Infrastructure Project Limited (SIPL) | Holding Company                                                                                                                                                                                                                                                                                                                                                                                                                                                                                                                                             |
| 3      | Key Managerial Personnel*                     | Mr. Vikram Patel (Director) (Up to : 19.06.2020)<br>Mr. Kalpesh Shah (Director) (Date of Appointment: 26.06.2021)<br>Mr. Mahendrasinh Chavda (Director) (Date of Appointment: 26.05.2022)<br>Mr. Jatin Thakkar (Director)<br>Mr. Girish Patel (Managing Director) (Up to : 30.11.2021)<br>Mr. Rajkumar Dhoot (Director) (Date of Appointment: 11.06.2020)<br>Mr. Sandip Patel (Independent Director)<br>Mrs. Purvi Parikh (Independent Director)(Up to : 31.03.2021)<br>Mr. Niketan Patel (Chief Financial Officer)<br>Mr. Daksh Parikh (Company Secretary) |

**(ii) Transactions with Related Parties during the year:**

| No.    | Particulars                             | March 31, 2022<br>(INR in million) | March 31, 2021<br>(INR in million) |
|--------|-----------------------------------------|------------------------------------|------------------------------------|
| (i)    | Sub Debt Received                       |                                    |                                    |
|        | -SIPL                                   | 140.00                             | 1.66                               |
| (ii)   | Unsecured Loan received                 |                                    |                                    |
|        | -SIPL                                   | 24.00                              | 319.48                             |
|        | -SEL                                    | 118.00                             | -                                  |
| (iii)  | Interest on Unsecured Loan              |                                    |                                    |
|        | -SIPL                                   | 29.74                              | 11.39                              |
| (iv)   | Reimbursement of Expenses               |                                    |                                    |
|        | -SIPL                                   | 1.94                               | 4.31                               |
| (v)    | Routine Road Management Expense         |                                    |                                    |
|        | -SIPL                                   | 184.36                             | -                                  |
| (vi)   | Interest Income on Mobilization Advance |                                    |                                    |
|        | -SEL                                    | 3.02                               | 2.93                               |
| (vii)  | Loan including interest repaid          |                                    |                                    |
|        | -SIPL                                   | -                                  | 6.30                               |
| (viii) | Utility Shifting Expense                |                                    |                                    |
|        | -SEL                                    | 12.73                              | 126.92                             |
| (ix)   | Rent expense                            |                                    |                                    |
|        | -SEL                                    | 0.07                               | 1.06                               |
| (x)    | Advance paid to EPC contractor          |                                    |                                    |
|        | -SEL                                    | 58.00                              | -                                  |
| (xi)   | Director Sitting Fees                   |                                    |                                    |
|        | - Purvi S Parikh                        | -                                  | 0.03                               |
|        | - Sandip Patel                          | 0.04                               | 0.03                               |
| (xii)  | Remuneration                            |                                    |                                    |
|        | - Daksh Parikh                          | 0.34                               | 0.31                               |



**Sadbhav Bangalore Highway Private Limited**  
Notes to Financial Statements for the year ended March 31, 2022

**(III) Balance outstanding as at the year end:**

| No.    | Particulars                                                                        | March 31, 2022<br>(INR in million) | March 31, 2021<br>(INR in million) |
|--------|------------------------------------------------------------------------------------|------------------------------------|------------------------------------|
| (i)    | Sub Ordinate Debt                                                                  |                                    |                                    |
|        | -SIPL                                                                              | 1,040.97                           | 900.97                             |
| (ii)   | Unsecured Loan including interest                                                  |                                    |                                    |
|        | -SIPL                                                                              | 374.65                             | 323.88                             |
|        | -SEL                                                                               | 118.00                             |                                    |
| (iii)  | Payable/(receivable) towards Operating, Maintenance & Reimbursement of Expense     |                                    |                                    |
|        | -SIPL                                                                              | 237.68                             | 46.26                              |
|        | -SEL                                                                               | (0.77)                             | 4.38                               |
| (iv)   | Payable towards EPC Cost & utility shifting (including retention money & withheld) |                                    |                                    |
|        | -SEL                                                                               | 642.02                             | 771.30                             |
| (v)    | Mobilization Advance                                                               |                                    |                                    |
|        | -SEL                                                                               | 4.75                               | 4.75                               |
| (vi)   | Advance given                                                                      |                                    |                                    |
|        | -SEL                                                                               | 58.00                              | -                                  |
| (vii)  | Interest Receivable on Mobilisation Advance                                        |                                    |                                    |
|        | -SEL                                                                               | 67.83                              | 65.12                              |
| (viii) | Director Sitting Fees payable                                                      |                                    |                                    |
|        | - Purvi S Parikh                                                                   | -                                  | 0.01                               |
|        | - Sandip Patel                                                                     | 0.03                               | 0.01                               |
| (ix)   | Remuneration payable to CS (including leave payable)                               |                                    |                                    |
|        | - Daksh Parikh                                                                     | 0.07                               | 0.11                               |

**(IV) Terms and conditions:**

1. The transactions with related parties are made on terms equivalent to those that prevail in arm's length transactions. Outstanding balances at the year end are unsecured and interest free excepts short term loan and settlement occurs as per the terms of the agreement.
2. Loans in INR taken from the holding company carries interest rate 8.80% and loans in INR taken from ultimate holding company is interest free.
3. The Company has not provided any commitment to the related party as at March 31, 2022.

**30 Segment Reporting**


The Operating segment of the company is identified to be "DBFOT" or "Hybrid Annuity", as the Chief Operating Decision Maker (CODM) reviews business performance at an overall company level as one segment and hence, does not have any additional disclosures to be made under Ind AS 108 Operation Segments. Further, the company also primarily operates under one geographical segment namely India.

**31 Operating Lease:**

Office premise of the Company have been taken on operating lease basis. The lease rent paid during the year Rs. 0.07 million (March 31, 2021: INR 1.06 million) .This operating lease agreement is cancellable by giving short period notice by either of the parties to the agreement.

**32 Trade dues to MSME**

There are no Micro and Small Enterprises as defined in the Micro, Small and Medium Enterprises Development Act, 2006, to whom the company owes dues, which are outstanding for more than 45 days at the balance sheet date. This is based on the information available with the company.



**Sadbhav Bangalore Highway Private Limited**  
Notes to Financial Statements for the year ended March 31, 2022

**33 Income Tax expense**

The major component of income tax expenses for the year ended March 31, 2022 and March 31, 2021 are as under:

**a) Profit and Loss Section**

|                                                                 | March 31, 2022<br>(INR in Million) | March 31, 2021<br>(INR in Million) |
|-----------------------------------------------------------------|------------------------------------|------------------------------------|
| <b>Current tax</b>                                              |                                    |                                    |
| Current tax charges                                             | -                                  | -                                  |
| <b>Deferred tax</b>                                             |                                    |                                    |
| Deferred tax charge                                             | 6.08                               | 29.54                              |
| <b>Total deferred income tax expense</b>                        | <b>6.08</b>                        | <b>29.54</b>                       |
| <b>Earlier Year Tax Adjusted</b>                                | -                                  | -                                  |
| <b>Tax Expense reported in the Statement of Profit and Loss</b> | <b>6.08</b>                        | <b>29.54</b>                       |

**(b) A Reconciliation of tax expense and the accounting profit multiplied by India's domestic tax rate:**

| Particulars                                                                                                | March 31, 2022<br>(INR in Million) | March 31, 2021<br>(INR in Million) |
|------------------------------------------------------------------------------------------------------------|------------------------------------|------------------------------------|
| <b>Accounting Profit before tax</b>                                                                        | 24.50                              | 114.25                             |
| Statutory income tax rate                                                                                  | 25.17%                             | 25.17%                             |
| <b>Expected income tax expenses</b>                                                                        | 6.17                               | 28.76                              |
| <b>Tax Effect of adjustments to reconcile expected income tax expenses to reported income tax expenses</b> |                                    |                                    |
| Tax effect of non deductible items                                                                         | 0.00                               | 0.00                               |
| Tax effect of non taxable items                                                                            | 67.31                              | 264.79                             |
| Tax effect of loss of earlier years                                                                        | (67.39)                            | (264.01)                           |
| Tax adjustment of earlier years                                                                            | -                                  | -                                  |
| Tax on income at different rates                                                                           | -                                  | -                                  |
| <b>Income tax expenses as per normal tax rate</b>                                                          | <b>6.08</b>                        | <b>29.54</b>                       |
| <b>Consequent to reconciliation items shown above, the effective tax rate</b>                              | <b>24.83%</b>                      | <b>25.86%</b>                      |

**(c) Deferred Tax**

The movement in deferred tax assets and liabilities during the year ended March 31, 2022 & March 31, 2021.

**Details of Deferred Tax**

| Particulars                                                          | (INR in Million) |                |                            |                |
|----------------------------------------------------------------------|------------------|----------------|----------------------------|----------------|
|                                                                      | Balance sheet    |                | Statement of Profit & Loss |                |
|                                                                      | March 31, 2022   | March 31, 2021 | March 31, 2022             | March 31, 2021 |
| Unused losses available for offsetting against future taxable income | (331.40)         | (264.01)       | (67.39)                    | (109.82)       |
| Temporary Differences on account of Notional Finance Income          | 397.26           | 323.79         | 73.47                      | 139.36         |
| <b>Deferred Tax Expense/ (Income)</b>                                |                  |                | <b>6.08</b>                | <b>29.54</b>   |
| <b>Net deferred tax (Assets)/Liabilities</b>                         | <b>65.86</b>     | <b>59.78</b>   |                            |                |


**34 Financial Instruments**

**(i) Disclosure of Financial Instruments by Category**

| Financial instruments by categories | Note no. | March 31, 2022 |        |                 | March 31, 2021 |        |                 |
|-------------------------------------|----------|----------------|--------|-----------------|----------------|--------|-----------------|
|                                     |          | FVTPL          | FVTOCI | Amortized cost  | FVTPL          | FVTOCI | Amortized cost  |
|                                     |          |                |        |                 |                |        |                 |
| <b>Financial Asset</b>              |          |                |        |                 |                |        |                 |
| Receivable from NHAI                | 7        | -              | -      | 6,728.62        | -              | -      | 6,300.56        |
| Trade Receivable                    | 8        | -              | -      | 2.25            | -              | -      | 84.02           |
| Cash and Cash Equivalent            | 9        | -              | -      | 0.52            | -              | -      | 19.81           |
| Other Financial Asset               | 10       | -              | -      | 112.73          | -              | -      | 117.03          |
| <b>Total Financial Assets</b>       |          | -              | -      | <b>6,844.12</b> | -              | -      | <b>6,521.42</b> |
| <b>Financial Liabilities</b>        |          |                |        |                 |                |        |                 |
| Non-current Borrowing               | 14       | -              | -      | 4,009.37        | -              | -      | 4,266.52        |
| Current Borrowing                   | 15       | -              | -      | 864.92          | -              | -      | 319.48          |
| Trade Payables                      | 17       | -              | -      | 887.15          | -              | -      | 834.14          |
| Other Financial liabilities         | 18       | -              | -      | 109.13          | -              | -      | 263.90          |
| <b>Total Financial Liabilities</b>  |          | -              | -      | <b>5,870.57</b> | -              | -      | <b>5,684.03</b> |

**(ii) Fair Value disclosures for financial assets and financial liabilities**

The Management assessed that the fair values of cash and cash equivalents, other financial assets, trade payables and other financial liabilities approximate their carrying amounts largely due to the short term maturities of these instruments.



**Sadbhav Bangalore Highway Private Limited**  
**Notes to Financial Statements for the year ended March 31, 2022**

**35 Financial Risk Management**

**Financial instruments risk management objectives and policies**

- (i) The Company's principal financial liabilities comprise borrowings and trade & other payables. The main purpose of these financial liabilities is to finance the Company's operations and to support its operations. The Company's principal financial assets include Investments, other receivables and cash and bank balance that derive directly from its operations.

The Board of Directors has overall responsibility for the establishment and oversight of the Company's risk management framework. Risk management systems are reviewed periodically to reflect changes in market conditions and the Company's activities. The Board of Directors oversee compliance with the Company's risk management policies and procedures, and reviews the risk management framework.

**(a) Market risk**

Market risk is the risk that the fair value of future cash flows of a financial instrument will fluctuate because of changes in market prices. Market risk comprises three types of risk: interest rate risk, currency risk and other price risk. Financial instruments affected by market risk include borrowings, Investments, other receivables, trade and other payables.

**Interest Rate Risk**

Interest rate risk is the risk that fair value or future cash flows of a financial instrument will fluctuate because of changes in market interest rates.

The Interest risk arises to the company mainly from Long term and short term borrowings with variable rates. The banks are now fiannace at variable rate only, which is the inherent business risk. The company measures risk through sensitivity analysis.

The company's exposure to interest rate risk due to variable interest rate borrowings is as follows:

**Particulars**

Variable rate borrowings in INR

| March 31, 2022<br>(INR in Million) | March 31, 2021<br>(INR in Million) |
|------------------------------------|------------------------------------|
| 4447.38                            | 4557.60                            |

**Interest Rate Sensitivity**

The following table demonstrates the sensitivity to a reasonably possible change in interest rates on that portion of loans and borrowings affected. With all other variables held constant, the Company's profit before tax is affected through the impact on floating rate borrowings, as follows:

| Interest Rate Risk Analysis              | (INR in Million)             |            |
|------------------------------------------|------------------------------|------------|
|                                          | Impact on profit/ loss after |            |
|                                          | 31.03.2022                   | 31.03.2021 |
| Interest rate increase by 25 basis point | (11.12)                      | (11.39)    |
| Interest rate decrease by 25 basis point | 11.12                        | 11.39      |
|                                          |                              |            |

**(b) Credit Risk**

Credit risk is the risk that a counterparty will not meet its obligations under a financial instrument or customer contract, leading to a financial loss. The Company is not exposed to credit risk from its operating activities as the company will receive annuity fees from National Highway Authority of India and does not have any outstanding receivables.



**(c) Liquidity risk**

Liquidity risk is the risk that the Company may not be able to meet its present and future cash and collateral obligations without incurring unacceptable losses. The Company's objective is to, at all times maintain optimum levels of liquidity to meet its cash and collateral requirements. The Company closely monitors its liquidity position and maintains adequate sources of financing including debt at an optimised cost.

The table below summarises the maturity profile of the Company's financial liabilities based on contractual undiscounted payments:

| As at March 31, 2022        | (INR in million) |           |             |             |             |           |
|-----------------------------|------------------|-----------|-------------|-------------|-------------|-----------|
|                             | Total Amount     | On Demand | upto 1 year | 1 - 2 years | 2 - 5 years | > 5 years |
| Non Current Borrowings*     | 4,447.38         | -         | 406.56      | 287.98      | 954.93      | 2,797.91  |
| Current Borrowings          | 461.48           | 461.48    | -           | -           | -           | -         |
| Trade Payables              | 887.15           | -         | 887.15      | -           | -           | -         |
| Other Financial Liabilities | 109.13           | -         | 109.13      | -           | -           | -         |
|                             |                  |           |             |             |             |           |
| As at March 31, 2021        | (INR in million) |           |             |             |             |           |
| As at March 31, 2021        | Total Amount     | On Demand | upto 1 year | 1 - 2 years | 2 - 5 years | > 5 years |
| Non Current Borrowings*     | 4,557.60         | -         | 256.52      | 273.46      | 907.50      | 3,120.12  |
| Current Borrowings          | 319.48           | 319.48    | -           | -           | -           | -         |
| Trade Payables              | 834.14           | -         | 834.14      | -           | -           | -         |
| Other Financial Liabilities | 10.50            | -         | 10.50       | -           | -           | -         |

\* Current maturity of non-current borrowings is included and unamortised transaction cost paid to lenders on upfront basis is excluded



**Sadbhav Bangalore Highway Private Limited**  
**Notes to Financial Statements for the year ended March 31, 2022**

**36 Disclosure pursuant to Appendix - E to Ind AS 115 - " Revenue from Contract with Customers"**

**(I) Description and classification of the arrangement**

The Company has entered into Concession Agreement ('SCA') with National Highway Authority of India (NHAI) dated December 08, 2016 for the purpose of augmenting the existing road from km 287.520 to km 461.550 (approximately 170.920 km) on the BRT Tiger Reserve Boundary to Bangalore section of National Highway No. 209 in the state of Karnataka by Two/Four-Laning thereof on Design, Built, Operate and Transfer ("DBOT Annuity" or "Hybrid Annuity") basis. As per the SCA, NHAI grants to the Company exclusive right, license and authority to construct, operate and maintain the project during the Construction Period of 730 days and Operation Period of 15 years commencing from COD.

**(II) Significant Terms of the Arrangements**

**(a) Bid Project Cost:-**

The cost of the construction of the project which is due and payable by NHAI as on the Bid date is considered as the bid project cost under the concession agreement. The bid project cost has been finalised as INR 1008 Crore as at the bid date adjusted for the Price Index Multiple. Bid project cost is inclusive of the cost of construction, interest during construction, working capital, physical contingencies and all other costs, expenses and charges for and in respect of the construction of the project.

**(b) Adjusted Bid Project Cost**

The Bid Project Cost adjusted for variation between the price index occurring between the reference index date preceding the bid date and the reference index date immediately preceding the appointed date shall be deemed to be the Bid Project Cost at commencement of Construction

**(c) Payment of Bid Project Cost:-**

40% of the Bid Project Cost, adjusted for the Price Index Multiple, shall be due and payable to the company in 5 equal instalments of 8% each during the Construction Period in accordance with the provisions of Clause 23.4 of the SCA.

The remaining Bid Project Cost, adjusted for the Price Index Multiple, shall be due and payable in 30 biannual instalments commencing from the 180th day of COD in accordance with the provision of Clause 23.6 of the SCA.

Interest shall be due and payable on the reducing balance of Completion Cost at an interest rate equal to the applicable Bank Rate plus 3%. Such interest shall be due and payable biannually along with each instalment specified in Clause 23.6.4 of SCA.

**(d) Operation & Maintenance Payments:-**

All Operation and Maintenance expenditure shall be borne by the company. However, as provided in SCA, the company shall be entitled to received lump sum financial support in the form of biannual payments by the NHAI, which shall be computed on the amount quoted in the O&M bid. Each instalment of O&M payment shall be the product of the amount determined in accordance with the terms of the SCA and the price index multiple on the reference index date preceding the due date of payment thereof.

**(e) Termination of the SCA:-**

SCA can be terminated on account of default of the company or NHAI in the circumstances as specified under article 31 of the SCA.

**(f) Restriction on assignment and charges:-**

In terms of the SCA the company shall not assign, transfer or dispose of all or any rights and benefits under SCA or create any encumbrances thereto except with prior consent of NHAI.

**(g) Changes in SCA:-**

Pursuant to receipt of PCOD, the Company has entered into supplementary agreement with NHAI as on August 16, 2021.

**(h) Forec Majeure Event:**



As per the Concession Agreement; the Concessionaire, in case any force majeure event occurs before COD, is eligible to get the extension of time for a period equal in length to the duration for which the force majeure event subsist.

**(i) Substitution of the concessionaire**

Refer Note 38

**(III) Below is the details of revenue and profit recognised in the year ended March 31 on exchange of construction services.**

The Company has recognised construction revenue of INR 14.05 million (March 31, 2021: INR 25.21 million) received from NHAI towards contract revenue. The Company recognised profit/(loss) of INR 18.42 million (March 31, 2021: INR 84.71 million) from construction operation.



**Sadbhav Bangalore Highway Private Limited**  
**Notes to Financial Statements for the year ended March 31, 2022**

**37 Capital Management**

For the purpose of the Company's capital management, Capital consist of share capital, Other equity in form of Subordinate Debt attributable to the equity holders of the Company.

The primary objective of the Company's capital management is to ensure that it maintains an efficient capital structure and healthy capital ratios in order to support its business and maximise shareholder value.

The Company manages its capital structure and makes adjustments to it in light of changes in economic conditions or its business requirements. To maintain or adjust the capital structure, the Company may adjust the dividend payment to shareholders, return capital to shareholders, issue new shares or obtained additional sub-ordinate debts. The Company monitors capital using debit equity ratio which does not exceed 4:1, which is total non current borrowings divided by total equity as per project documents.


Summary of Quantitative Data is given hereunder:

| Particulars                             | March 31, 2022<br>(INR in Million) | March 31, 2021<br>(INR in Million) |
|-----------------------------------------|------------------------------------|------------------------------------|
| Non Current Borrowings* (refer note 14) | 4,447.38                           | 4,557.60                           |
| <b>Total Debt - A</b>                   | <b>4,447.38</b>                    | <b>4,557.60</b>                    |
| Equity share Capital (refer note 12)    | 309.03                             | 309.03                             |
| Other Equity (refer note 13)            | 1,040.97                           | 900.97                             |
| <b>Total Equity - B</b>                 | <b>1,350.00</b>                    | <b>1,210.00</b>                    |
| <b>Debt to Equity Ratio - (A/B)</b>     | <b>3.29</b>                        | <b>3.77</b>                        |

\* Current maturity of non-current borrowings is included and unamortised transaction cost paid to lenders on upfront basis is excluded. The company does not have any externally imposed capital requirement.

**38** The lenders of the Company (the Concessionaire) have notified to NHAI about exercise of their right of substitution of concessionaire in the month of January, 2022, in response to the notice of intention to terminate the Concession Agreement by NHAI. The lenders have also requested to NHAI to allow 180 days time for the substitution of the concessionaire. As on the date of approval of these financial statements, the period of 180 days is not over. In terms of concession agreement, in case of substitution of the concessionaire, the project of the company shall be transferred to nominated company to be selected by the lender. The management has carried out impairment of the Financial Assets of the company as at the balance sheet date and considering the pending procedure for substitution, no adjustment to the carrying value of assets and liabilities have been made in these financial statements.

In view of above, financial statements of the company are continued to be prepared on going concern basis.



**Sadbhav Bangalore Highway Private Limited**  
Notes to Financial Statements for the year ended March 31, 2022

**39 Ratios**

| Sr No | Ratio                            | Numerator                                                                                             | Denominator                                   | As at<br>31-Mar-2022 | As at<br>31-Mar-2021 | Deviation | Reason for Deviation if > 25%                     |
|-------|----------------------------------|-------------------------------------------------------------------------------------------------------|-----------------------------------------------|----------------------|----------------------|-----------|---------------------------------------------------|
| 1     | Current Ratio                    | Current Assets                                                                                        | Current Liabilities                           | 0.85                 | 1.10                 | -22.63%   | -                                                 |
| 2     | Debt – Equity Ratio              | Total Debt                                                                                            | Shareholder's Equity                          | 3.19                 | 3.53                 | -9.70%    | -                                                 |
| 3     | Debt Service Coverage Ratio      | Earnings available for debt service (Net Profit after taxes + Non-cash operating expenses + Interest) | Debt Service (Interest+Principal repayments)  | 1.02                 | 1.10                 | -7.04%    | -                                                 |
| 4     | Return on Equity                 | Net Profits after taxes – Preference Dividend (if any)                                                | Average Shareholder's Equity                  | 1.26%                | 6.33%                | -80.08%   | Due to decline in profit during the FY 21-22      |
| 5     | Inventory Turnover Ratio         | Cost of goods sold OR sales                                                                           | Average Inventory                             | N.A                  | N.A                  | N.A       | The Company engaged in Construction activities.   |
| 6     | Trade receivables turnover ratio | Net Credit Sales                                                                                      | Avg. Accounts Receivable                      | N.A                  | N.A                  | N.A       | Hence, these Ratios are not                       |
| 7     | Trade payables turnover ratio    | Operating Expense                                                                                     | Average Trade Payables                        | 0.23                 | 0.14                 | 63.99%    | Due to increase in expense                        |
| 8     | Net capital turnover ratio       | Revenue                                                                                               | Working Capital                               | 0.74                 | 1.13                 | -165.83%  | Due to increase in Current borrowing              |
| 9     | Net profit ratio                 | Net Profit                                                                                            | Revenue                                       | 8.72%                | 55.68%               | -84.34%   | Due to decline in profit during the FY 21-22      |
| 10    | Return on capital employed       | Earning before interest and taxes                                                                     | Tangible net worth+ Total debt + Deferred tax | 6.94%                | 8.86%                | -21.62%   | -                                                 |
| 11    | Return on investment             | {MV(T1) – MV(T0) – Sum [C(t)]}                                                                        | {MV(T0) + Sum [W(t) * C(t)]}                  | N.A                  | N.A                  | N.A       | Ratio not calculated as there were no investments |

**40 Other Regulatory Requirements:**

- (i) The company does not hold any benami property as defined under the Benami Transactions (Prohibition) Act, 1988 (45 of 1988) and the rules made thereunder. No proceeding has been initiated or pending against the company for holding any benami property under the Benami Transactions (Prohibition) Act, 1988 (45 of 1988) and the rules made thereunder.
- (ii) The company has not received disbursement of loan from financial institution and has availed term loan hence is not required to file quarterly statements to financial institution.
- (iii) The Company does not have any transaction which is not recorded in the books of accounts that has been surrendered or disclosed as income during the year in the tax assessments under the Income Tax Act, 1961 (Such as, search or survey or any other relevant provisions of the Income Tax Act, 1961).
- (iv) The Company has not traded or invested in crypto currency or virtual currency during the financial year.
- (v) The company does not have any charges or satisfaction, which is yet to be registered with Registrar Of Companies beyond the statutory period.
- (vi) The Company has not advanced or loaned or invested funds to any other person(s) or entity(ies), including foreign entities (Intermediaries) with the understanding that the Intermediary shall:
  - (a) directly or indirectly lend or invest in other persons or entities identified in any manner whatsoever by or on behalf of the company (Ultimate Beneficiaries) or
  - (b) provide any guarantee, security or the like to or on behalf of the Ultimate Beneficiaries.
- (vii) The Company has not received any fund from any person(s) or entity(ies), including foreign entities (Funding Party) with the understanding (whether recorded in writing or otherwise) that the Company shall:
- (viii) The Company has no transaction and or outstanding balance as at 31st March, 2022 with the Companies struck off under Companies Act, 2013.

**41 Events Occurring after balance sheet date:**

According to the management's evaluation of events subsequent to the balance sheet date, there were no significant adjusting events that occurred other than those disclosed/given effect to, in these financial statements.

**42 Previous Year figures have been regrouped/reclassified wherever necessary.**

As per our report of even date attached

For Manubhai & Shah LLP

Chartered Accountants


ICAI Firm Registration No. 106041W/W100136




(H. M. Pomal)


Partner


Membership No.106137



For & On behalf of the Board of Directors of  
Sadbhav Bangalore Highway Private Limited

  
(Kalpesh Shah)  
Director  
DIN:01139469

  
(Mahendrasinh Chavda)  
Director  
DIN:09312406

  
(Daksh Parikh)  
Company Secretary  
M.no. -A60174

Place: Ahmedabad

Date: May 26, 2022

Place: Ahmedabad

Date: May 26, 2022

